



CITY OF LA VISTA

CERTIFICATE OF APPRECIATION

A CERTIFICATE OF APPRECIATION PRESENTED TO *Cindy Norris*, of the *La Vista Public Works Department*, FOR 15 YEARS OF FAITHFUL AND EFFICIENT SERVICE TO THE CITY OF LA VISTA.


WHEREAS, *Cindy Norris*, has served the City of La Vista since September 3, 1997 and


WHEREAS, *Cindy Norris's* input and contributions to the City of La Vista have contributed to the success of the City.


NOW, THEREFORE BE IT RESOLVED, that this Certificate of Appreciation is hereby presented to *Cindy Norris* on behalf of the City of La Vista for 15 years of service to the City.


DATED THIS 4TH DAY OF SEPTEMBER, 2012.





Douglas Kindig, Mayor


Ronald Sheehan
Councilmember, Ward I


Brenda L. Carlisle
Councilmember, Ward I

Mike Crawford
Councilmember, Ward II

Terrilyn Quick
Councilmember, Ward II

Mark D. Ellerbeck
Councilmember, Ward III

Alan W. Ronan
Councilmember, Ward III

Kelly R. Sell
Councilmember, Ward IV

Anthony J. Gowan
Councilmember, Ward IV

ATTEST:



Pamela A. Buethe, CMC
City Clerk

MINUTE RECORD

No. 729 — REDFELD & COMPANY, INC. OMAHA E1107788LD

LA VISTA CITY COUNCIL MEETING August 21, 2012

A meeting of the City Council of the City of La Vista, Nebraska was convened in open and public session at 7:00 p.m. on August 12, 2012. Present were Councilmembers: Sell, Ronan, Quick, Sheehan, Carlisle, Crawford, and Ellerbeck. Also in attendance were City Attorney McKeon, City Administrator Gunn, Assistant City Administrator Ramirez, City Clerk Buethe, Library Director Barcal, Police Chief Lausten, Fire Chief Uhl, Finance Director Lindberg, Community Development Director Birch, Public Works Director Soucie, City Engineer Kottmann and Recreation Director Stopak.

A notice of the meeting was given in advance thereof by publication in the Times on August 8, 2012. Notice was simultaneously given to the Mayor and all members of the City Council and a copy of the acknowledgment of the receipt of notice attached to the minutes. Availability of the agenda was communicated to the Mayor and City Council in the advance notice of the meeting. All proceedings shown were taken while the convened meeting was open to the attendance of the public. Further, all subjects included in said proceedings were contained in the agenda for said meeting which is kept continuously current and available for public inspection at City Hall during normal business hours.

Mayor Kindig called the meeting to order and led the audience in the pledge of allegiance.

Mayor Kindig announced that a copy of the Open Meetings Act was posted on the west wall of the Council Chambers and copies were also available in the lobby of City Hall.

Mayor Kindig made an announcement regarding the agenda policy statement providing for an expanded opportunity for public comment on the agenda items.

At 7:02 p.m. Councilmember Carlisle made a motion for the Council to go into a short recess. Seconded by Councilmember Sell. Councilmembers voting aye: Sell, Ronan, Quick, Sheehan, Carlisle, Crawford and Ellerbeck. Nays: None. Abstain: None. Absent: Gowan. Motion carried.

At 7:03 p.m. Councilmember Carlisle made a motion to reconvene the meeting. Seconded by Councilmember Sell. Councilmembers voting aye: Sell, Ronan, Quick, Sheehan, Carlisle, Crawford and Ellerbeck. Nays: None. Abstain: None. Absent: Gowan. Motion carried.

APPOINTMENT – FIRE DEPARTMENT OFFICERS – FILL VACANCY AND PROMOTIONS – ADAM VAIL – ASSISTANT CHIEF; CHRIS GOLEY – DISTRICT CHIEF; TROY LITTLE – FIRE CAPTAIN

Mayor Kindig stated, with the approval of the City Council, he would like to appoint the following Fire Department Officers: Adam Vail – Assistant Chief; Chris Goley – District Chief; Troy Little – Fire Captain. Councilmember Sheehan motioned the approval, seconded by Councilmember Carlisle. Councilmembers voting aye: Sell, Ronan, Quick, Sheehan, Carlisle, Crawford and Ellerbeck. Nays: None. Abstain: None. Absent: Gowan. Motion carried.

A. CONSENT AGENDA

1. APPROVAL OF THE AGENDA AS PRESENTED

2. APPROVAL OF CITY COUNCIL MINUTES FROM AUGUST 7, 2012

3. MONTHLY FINANCIAL REPORT – JULY 2012

4. PAY REQUEST – FELSBURG HOLT 7 ULLEVIG – PROFESSIONAL SERVICES – LA VISTA QUIET ZONE FINAL DESIGN - \$760.43.

5. APPROVAL OF CLAIMS

3E-ELECTRICAL ENGINEERING, bld&grnds	45.16
ABE'S PORTABLES INC, rentals	170.00
ACCO UNLIMITED, supplies	115.60
ACTION BATTERIES, services	56.85
ACUFF CONSULTING, training	450.00
AKSARBEN HEATING/ARS, bld&grnds	168.00
ALAMAR, apparel	225.72
ANN TROE, services	710.00
ARAMARK, services	439.90
AVI SYSTEMS, equip.	781.68

MINUTE RECORD

No. 729 — REDFIELD & COMPANY, INC. OMAHA E1107788LD

August 21, 2012

BADGER BODY, maint.	50.00
BEAUMONT, M., training	264.00
BIODROWSKI, T., refund	90.00
BLACK HILLS ENERGY, utilities	25.37
BLEACH, L., services	120.00
BOBCAT OF OMAHA, maint.	666.21
BRAMWELL, J., refund	55.00
BRENTWOOD AUTO WASH, services	119.00
BUILDERS SUPPLY, supplies	27.59
CARDMEMBER SERVICE	8451.06
CJ'S HOME CENTER, bld&grnds	1184.21
COMP CHOICE, services	70.00
COMPUTER SOLUTIONS, equip.	226.02
COMSEARCH, equip.	800.00
COX, utilities	177.85
D & D COMM., radios	104.00
DEIML, K., services	1175.00
DELL, equip.	1920.94
DIAMOND VOGEL, maint.	1362.25
DXP, maint.	12.35
EXCHANGE BANK, lease	1858.43
FIREGUARD, service	299.85
FLORATINE CENTRAL TURF PRODS, supplies	420.00
FOCUS PRINTING, printing	4646.55
GALE, books	282.63
GALLS, apparel	40.10
GCR TIRE CENTERS, supplies	499.96
GENUINE PARTS, maint.	1646.53
GHA TECH., services	375.00
GOLDMAN, J. training	315.00
GRAYBAR ELECTRIC, equip.	23.01
GREAT AMERICAN, lease	241.50
GREAT PLAINS, apparel	327.15
GREAT PLAINS, apparel	118.00
GREER, P., refund	50.00
HARM'S CONCRETE, maint.	211.30
HEARTLAND PAPER, supplies	70.00
HEARTLAND TIRES, supplies	1289.80
HENNING, B., services	125.00
HERITAGE CRYSTAL CLEAN, services	480.52
HULTBERG, A., travel	77.56
IAFC, training	204.00
IDENTISYS, supplies	57.27
INDUSTRIAL SALES, bld&grnds	221.32
J Q OFFICE, services	1553.03
JAECKEL, J., La Vista Daze	50.00
JOHN P MULLEN, PC, LLO, services	19664.45
JOHNSON, A., training	250.00
JOHNSTONE SUPPLY, bld&grnds	228.00
JONES, B., services	75.00
KRIHA FLUID POWER, maint.	31.82
LAUGHLIN, KATHLEEN A, TRUSTEE	474.00
LEAGUE ASSN OF RISK MGMT	366.00
LIFEGUARD STORE, supplies	14.35
LOVELAND GRASS PAD, supplies	35.88
LOWE'S, supplies	37.94
MAPA, services	24980.00

MINUTE RECORD

No. 729 — REDFIELD & COMPANY, INC. OMAHA E1107788LD

August 21, 2012

METHODIST HOSPITAL, services	350.00
MAT, services	557.00
MUD, utilites	201.79
MID AMERICA, phones	100.00
MID CON SYSTEMS, maint.	247.10
MIDWEST SERVICE, signs	221.65
MIDWEST TAPE, media	330.38
MIDWEST TURF & IRRIGATION, bld&grnds	199.29
MLB LOGISTICS, supplies	573.19
MNJ TECHNOLOGIES DIRECT, equip.	224.00
MT CALVARY MARCHING KNIGHTS, La Vista Daze	50.00
NEBRASKA HUMANITIES COUNCIL, services	100.00
NEBRASKA TITLE, services	325.00
NEUMAN EQUIPMENT, maint.	435.79
NEWMAN, D., training	550.00
NMC EXCHANGE, maint.	475.74
NOBBIES, supplies	39.95
NUTS AND BOLTS, maint.	13.30
OFFICE DEPOT, supplies	432.26
OPPD, utilities	3145.01
OMAHA TACTICAL, apparel	60.00
OMAHA WORLD HERALD, adv	636.19
OMNI, maint.	2742.44
O'REILLY AUTO., maint.	267.17
PACK 61 CUB SCOUTS, La Vista Daze	50.00
PAPILLION SANITATION, services	304.11
PAPILLION TIRE, maint.	83.18
PAPIO-MO RIVER NRD STORM WATER	3421.25
PARAMOUNT, apparel	314.16
PASCHALL, B., refund	190.00
PEPSI COLA COMPANY, supplies	333.95
PERFORMANCE CHRYSLER JEEP, maint.	1077.98
PLAINS EQUIPMENT GROUP, maint.	312.27
POWER PLAN, maint.	291.50
PPE INC., training	350.00
PROJECT HARMONY, La Vista Daze	500.00
QUALITY BRANDS, concessions	412.20
QUILL CORPORATION, supplies	85.69
READ, K., refund	95.00
RETRIEVEX, services	85.11
ROTH, M., milleage	115.49
S & W HEALTHCARE, supplies	131.46
SALEM PRESS, books	940.50
SAM'S CLUB, dues	2711.90
SAPP BROS, supplies	35.70
SARPY COUNTY LANDFILL, maint.	79.28
SIGN IT, supplies	70.00
SOLBERG, C., mileage	110.70
SOUCIE, J., mileage	244.00
STATE STEEL, maint.	51.99
SUPERIOR SPA & POOL, supply	53.96
THERMO KING CHRISTENSEN, maint.	179.18
THOMPSON DREESSEN & DORNER, services	919.90
THOMPSON DREESSEN & DORNER, services	129.35
TRIAD TACTICAL, apparel	56.98
ULTRAMAX, apparel	98.80

MINUTE RECORD

No. 729 — REDFELD & COMPANY, INC. OMAHA E1107788LD

August 21, 2012

UPS, service	9.41
VERIZON WIRELESS, utilities	775.47
VERIZON WIRELESS, utilities	95.67
WASTE MANAGEMENT NE., services	1295.29
WATKINS CONCRETE BLOCK, maint.	377.00
ZIMCO SUPPLY COMPANY, supplies	342.00

Councilmember Crawford made a motion to approve the consent agenda. Seconded by Councilmember Quick. Councilmember Quick reviewed the claims for this period. Councilmembers voting aye: Sell, Ronan, Quick, Sheehan, Carlisle, Crawford and Ellerbeck. Nays: None. Abstain: None. Absent: Gowan. Motion carried.

REPORTS FROM CITY ADMINISTRATOR AND DEPARTMENT HEADS

City Clerk Buethe inquired as to whether the Council wanted to change the date of the meeting scheduled for Tuesday January 1st. Council directed Buethe to place an item on the next agenda to move the meeting to Wednesday January 2, 2013 and change the time to 6:00 p.m.

Fire Chief Uhl reported that he was working with land owner for the disaster drill scheduled for September 8, 2012.

Public Works Director Soucie reported that a tire collection day will be held on August 25, 2012.

Library Director Barcal reported that employee Jan Bolte secured a grant for a Civil War display at the library in 2014.

B. FISCAL YEAR 2012/2013 MUNICIPAL BUDGET

1. APPROPRIATIONS ORDINANCE – SECOND READING

City Clerk Buethe read Ordinance No. 1180 entitled: AN ORDINANCE TO APPROPRIATE THE SUMS OF MONEY DEEMED NECESSARY TO DEFRAY ALL OF THE NECESSARY EXPENSES AND LIABILITIES OF THE CITY OF LA VISTA, SARPY COUNTY, NEBRASKA FOR THE FISCAL PERIOD BEGINNING ON OCTOBER 1, 2012 AND ENDING ON SEPTEMBER 30, 2013; SPECIFYING THE OBJECTS AND PURPOSES FOR WHICH SUCH APPROPRIATIONS ARE MADE AND THE AMOUNT TO BE APPROPRIATED FOR EACH OBJECT OR PURPOSE; SPECIFYING THE AMOUNT TO BE RAISED BY TAX LEVY; PROVIDING FOR THE CERTIFICATION OF THE TAX LEVY HEREIN SENT TO THE COUNTY CLERK OF SARPY COUNTY; AND PRESCRIBING THE TIME WHEN THIS ORDINANCE SHALL BE IN FULL FORCE AND EFFECT.

Councilmember Sell made a motion to approve Ordinance No. 1180 on its second reading and pass it on to a third reading. Seconded by Councilmember Crawford. Councilmembers voting aye: Sell, Ronan, Quick, Sheehan, Carlisle, Crawford, and Ellerbeck. Nays: None. Abstain: None. Absent: Gowan. Motion carried.

2. MASTER FEE ORDINANCE –SECOND READING

City Clerk Buethe read Ordinance No. 1181 entitled: AN ORDINANCE TO AMEND ORDINANCE NO.1158, AN ORDINANCE TO ESTABLISH THE AMOUNT OF CERTAIN FEES AND TAXES CHARGED BY THE CITY OF LA VISTA FOR VARIOUS SERVICES INCLUDING BUT NOT LIMITED TO BUILDING AND USE, ZONING, OCCUPATION, PUBLIC RECORDS, ALARMS, EMERGENCY SERVICES, RECREATION, LIBRARY, AND PET LICENSING; SEWER AND DRAINAGE SYSTEMS AND FACILITIES OF THE CITY FOR RESIDENTIAL USERS AND COMMERCIAL USERS (INCLUDING INDUSTRIAL USERS) OF THE CITY OF LA VISTA AND TO GRANDFATHER EXISTING STRUCTURES AND TO PROVIDE FOR TRACT PRECONNECTION PAYMENTS AND CREDITS; REGULATING THE MUNICIPAL SEWER DEPARTMENT AND RATES OF SEWER SERVICE CHARGES; TO PROVIDE FOR SEVERABILITY; AND TO PROVIDE THE EFFECTIVE DATE HEREOF.

Councilmember Ellerbeck made a motion to approve Ordinance No. 1181 on its second reading and pass it on to a third reading. Seconded by Councilmember Quick. Mayor Kindig asked if the rates on page 8 were set by the Finance Director and if those fees could be prorated. Gunn

MINUTE RECORD

stated that these would be discounted rates set approximately half way through the season. Councilmembers voting aye: Sell, Ronan, Quick, Sheehan, Carlisle, Crawford, and Ellerbeck. Nays: None. Abstain: None. Absent: Gowan. Motion carried.

C. RESOLUTION – AGREEMENT WITH MAPA – HEARTLAND 2050 REGIONAL VISIONING PROJECT

Councilmember Sell introduced and moved for the adoption of Resolution No. 12-085; A RESOLUTION OF THE MAYOR AND CITY COUNCIL OF THE CITY OF LA VISTA, NEBRASKA AUTHORIZING THE MAYOR TO SIGN A CONSORTIUM AGREEMENT WITH THE METROPOLITAN AREA PLANNING AGENCY (MAPA) FOR THE HEARTLAND 2050 REGIONAL VISIONING PROJECT.

- WHEREAS, the Omaha-Council Bluffs Metropolitan Area Planning Agency (MAPA) submitted an application to the U.S. Department of Housing and Urban Development (HUD) Sustainable Communities Regional Planning Grant (hereafter "Grant") in October 2011 to support Heartland 2050, a regional visioning effort in the eight-county Omaha-Council Bluffs Metropolitan Statistical Area; and
- WHEREAS, at time of application, 30 partners representing 95% of the region's population signed memoranda of understanding that pledged support of the application and Heartland 2050 initiative if funds were awarded, and committed in-kind and leveraged resources to count toward the local share of Federal funding; and
- WHEREAS, MAPA was awarded a Grant in the amount of \$2,045,000 to develop the Heartland 2050 regional vision and plan for sustainable development and entered into a cooperative agreement with HUD on February 6, 2012; and
- WHEREAS, a final Heartland 2050 Work plan (Exhibit A) has been prepared and approved by HUD that formalizes the project approach and goals outlined in the original Grant application; and
- WHEREAS, the goal of Heartland 2050 is to define a vision, based in shared community values, of how the region should grow and develop through the middle of the 21st century, along with sector-specific plans that help the region progress toward the vision; and
- WHEREAS, the core attributes of the proposed approach are inclusion, collaboration, and data-driven decision-making; and
- WHEREAS, the original partnership brought together at the time of application will heretofore be known as the Heartland 2050 Consortium, and stands invested with substantive leadership of the Heartland 2050 regional visioning and planning process; and
- WHEREAS, any eligible government entity, non-profit or private sector organization, academic or research institution, philanthropic foundation, community organization, or specialized agency that bears responsibility for, or has an interest in, the sustainable development of the Heartland region may apply to become a Heartland 2050 Consortium member and signatory to this Agreement;

NOW, THEREFORE BE IT RESOLVED, the City of La Vista agrees to the following by signing this Agreement:

1. Participate as a member of the Heartland 2050 Consortium in the development of a regional plan for sustainable development (hereafter RPSD) and the visioning process underpinning it;
2. Support the essential project goals, program of work, and participatory and functional structure for accomplishing the work of Heartland 2050, identified in Exhibit A – Heartland 2050 Work plan and Exhibit B – Heartland 2050 Consortium and Partnership Agreement Packet, incorporated herein by reference;
3. Engage in meaningful review of strategy and report documents, data, scenarios, major recommendations, and other classes of work product, and provide timely feedback to MAPA project management staff, other Consortium members, and the project Steering Committee;
4. Work collaboratively with fellow Consortium members and MAPA project management staff to resolve differences and work toward compromise if or when conflict arises within the Consortium;

MINUTE RECORD

5. Designate a policy-level liaison and named alternate(s) to the Heartland 2050 Consortium, one of whom shall be present at all meetings of the Consortium, with no more than four (4) organizational absences permitted before membership is suspended;
6. Participate in project governance bodies, including but not limited to: Heartland 2050 Steering Committee, the Equity and Engagement Committee, one or more technical working groups, and one or more communities of practice advisory group appropriate to the City of La Vista's capacity and mission, and to ensure that the City of La Vista's interests, perspectives, and needs, and plans are represented at appropriate levels of decision-making;
7. Communicate the work of the Consortium to staff, stakeholders, and the public at large;
8. Assist the Consortium, MAPA project management staff, and consultants with outreach and engagement of the public as well as groups who are traditionally marginalized or underrepresented in community planning processes, to ensure maximum reach and inclusion in the visioning and planning work of Heartland 2050;
9. Share relevant data, maps, plans, and lessons learned with other Consortium members to promote mutual understanding of issues and opportunities within the region and build capacity to address and/or capitalize on them;
10. Provide staff support, meeting space, or any other in-kind or leveraged resources to be counted toward local match of the Grant funds, as outlined in original letters of intent and confirmed in a final letter of commitment addressed to MAPA from the City of La Vista within 90 days of the execution of this agreement;
11. Recognize MAPA as lead project manager and fiscal agent solely as a benefit and convenience to the City of La Vista and not to hold MAPA liable in any manner in this capacity.

BE IT FURTHER RESOLVED, MAPA agrees to confer directly the following benefits of participation in the Heartland 2050 Consortium:

1. As a Heartland 2050 Consortium member, the City of La Vista will have full voice at all Consortium meetings;
2. The City of La Vista will have a direct role in developing and seating the project Steering Committee, Equity and Engagement Committee, and subsidiary technical working groups and communities of practice advisory groups constituting the project's governance structure, including first right of consideration for seats on all such committees and working groups;
3. Provide the City of La Vista with access to information and data collected by MAPA, consultants, subgrantees, and Consortium members pursuant to the project;
4. Notify the City of La Vista of capacity-building opportunities, including webinars, conferences, and other national best-practice learning opportunities through the National Sustainable Communities Learning Network;
5. Provide additional premium educational and informational opportunities to the City of La Vista that support and assist its participation in development of the vision and RPSD, or build capacity for ongoing regional work;
6. Recognize the City of La Vista's Consortium membership as a notable prerequisite to eligibility for Preferred Sustainability Status (PSS) points on applications for HUD funding, or other special future consideration by Federal funding agencies, which may assist the City of La Vista in obtaining funding support for planning or implementation projects aligned with the goals of the Heartland 2050 initiative.

THIS AGREEMENT may be suspended or terminated by either party upon 30 days' written notice to the other party's Chief Executive Officer. If the City of La Vista opts to leave the Heartland 2050 Consortium, the City of La Vista will be held accountable for any work items or deliverables promised or due prior to the effective date of withdrawal. The only conditions under which the City of La Vista will be suspended or terminated from Consortium membership by MAPA are:

MINUTE RECORD

1. If the City of La Vista fails to attend more than 4 meetings of the Heartland 2050 Consortium over the course of the project;
2. If the City of La Vista fails to deliver in-kind or leverage commitments within the timeframe specified in the letter of commitment provided to MAPA by the City prior to submittal of the HUD application by MAPA;
3. If the City of La Vista is the subject of a fair housing complaint found by HUD to have merit, per the reasons identified in Section 9 of Exhibit B – Heartland 2050 Consortium and Partnership Agreement Packet.

THIS AGREEMENT stands executed from the date of signature by both parties to the agreement, and shall remain in effect until March 1, 2015. Upon mutual written agreement among the parties, this agreement may either be amended or extended, provided that approval for such is given as to form.

Seconded by Councilmember Quick. Councilmembers voting aye: Sell, Ronan, Quick, Sheehan, Carlisle, Crawford, and Ellerbeck. Nays: None. Abstain: None. Absent: Gowan. Motion carried.

D. RESOLUTION – PERMIT TO USE CITY PROPERTY

Councilmember Carlisle introduced and moved for the adoption of Resolution No. 12-086; A RESOLUTION OF THE MAYOR AND CITY COUNCIL OF THE CITY OF LA VISTA, NEBRASKA APPROVING THE ISSUANCE OF A PERMIT TO USE CITY PROPERTY.

WHEREAS, the City of La Vista is the rightful owner of vacated right-of-way property located along Birch Drive immediately south and adjacent to 7421 South 85th Street; and

WHEREAS, the property owner of 7421 South 85th Street have requested permission to use a portion of said City property; and

WHEREAS, a standard form of Permit to Use City Property has been prepared.

NOW, THEREFORE, BE IT RESOLVED, by the Mayor and City Council of City of La Vista, Nebraska, that a Permit to Use City Property be granted to Sarah Kovar, property owner of 7421 South 85th Street, for use of a portion of vacated right-of-way located along Birch Drive immediately south and adjacent to their property and that the Mayor and City Clerk are hereby authorized to execute said permit.

Seconded by Councilmember Sell. Councilmembers voting aye: Sell, Ronan, Quick, Sheehan, Carlisle, Crawford, and Ellerbeck. Nays: None. Abstain: None. Absent: Gowan. Motion carried.

E. RESOLUTION – PURCHASE OF ICE SLICER

Councilmember Carlisle introduced and moved for the adoption of Resolution No. 12-087; A RESOLUTION OF THE MAYOR AND CITY COUNCIL OF THE CITY OF LA VISTA, NEBRASKA AUTHORIZING THE PURCHASE OF 78 TONS OF ICE SLICER GRANULAR ICE MELT FROM NEBRASKA SALT & GRAIN, INC., IN AN AMOUNT NOT TO EXCEED \$12,870.00.

WHEREAS, the City Council of the City of La Vista has determined that the purchase of ice slicer is necessary; and

WHEREAS, the FY 2011/12 General Fund Budget provides funding for this purchase; and

WHEREAS, Subsection (C) (9) of Section 31.23 of the La Vista Municipal code requires that the City Administrator secure council approval prior to authorizing any purchases over \$5,000.

NOW, THEREFORE BE IT RESOLVED, by the Mayor and City Council of La Vista, Nebraska authorizing the purchase of 78 tons of ice slicer granular ice melt from Nebraska Salt & Grain, Inc. in an amount not to exceed \$12,870.00.

Seconded by Councilmember Sell. Councilmember Sheehan asked when the ice slicer is used. Public Works Director Soucie stated that it would be used all the time if they could purchase it locally, but save for extremely cold days when salt won't work. Councilmembers voting aye: Sell, Ronan, Quick, Sheehan, Carlisle, Crawford, and Ellerbeck. Nays: None. Abstain: None. Absent: Gowan. Motion carried.

MINUTE RECORD

F. RESOLUTION – PURCHASE ICE CONTROL SALT

Councilmember Carlisle introduced and moved for the adoption of Resolution No. 12-088; A RESOLUTION OF THE MAYOR AND CITY COUNCIL OF THE CITY OF LA VISTA, NEBRASKA AUTHORIZING THE PURCHASE OF ICE CONTROL SALT FROM NEBRASKA SALT & GRAIN COMPANY IN AN AMOUNT NOT TO EXCEED \$10,010.00.

WHEREAS, the City Council of the City of La Vista has determined that the purchase of ice control salt is necessary; and

WHEREAS, the FY 2011/12 General Fund Budget provides funding for this purchase; and

WHEREAS, orders for the ice control salt at an earlier than October has become necessary; and

WHEREAS, Subsection (C) (9) of Section 31.23 of the La Vista Municipal code requires that the City Administrator secure council approval prior to authorizing any purchases over \$5,000.

NOW, THEREFORE BE IT RESOLVED, by the Mayor and City Council of La Vista, Nebraska authorizing the purchase of ice control salt from Nebraska Salt & Grain Company in an amount not to exceed \$10,010.00.

Gowan arrived and took his place at 7:20 p.m.

Seconded by Councilmember Quick. Councilmembers voting aye: Sell, Ronan, Quick, Sheehan, Carlisle, Crawford, and Ellerbeck. Nays: None. Abstain: Gowan. Absent: None. Motion carried.

G. RESOLUTION – PURCHASE SNOW PLOW BLADES

Councilmember Quick introduced and moved for the adoption of Resolution No. 12-089; A RESOLUTION OF THE MAYOR AND CITY COUNCIL OF THE CITY OF LA VISTA, NEBRASKA AUTHORIZING THE PURCHASE OF SNOW PLOW BLADES FROM MICHAEL TODD & COMPANY INC., OMAHA NEBRASKA IN AN AMOUNT NOT TO EXCEED \$7,633.74.

WHEREAS, the City Council of the City of La Vista has determined that the purchase of snow plow blades is necessary; and

WHEREAS, the FY 2011/11 General Fund Budget provides funding for this purchase; and

WHEREAS, Subsection (C) (9) of Section 31.23 of the La Vista Municipal code requires that the City Administrator secure council approval prior to authorizing any purchases over \$5,000.

NOW, THEREFORE BE IT RESOLVED, by the Mayor and City Council of La Vista, Nebraska authorizing the purchase snow plow blades from Michael Todd & Company Inc., Omaha, Nebraska in an amount not to exceed \$7,633.74

Seconded by Councilmember Carlisle. Councilmembers voting aye: Sell, Ronan, Quick, Sheehan, Carlisle, Crawford, Ellerbeck, and Gowan. Nays: None. Abstain: None. Absent: None. Motion carried.

H. RESOLUTION – AUTHORIZATION TO PURCHASE ARC TRAINER, FREEMOTION WEIGHT MACHINE AND BENCH

Councilmember Quick introduced and moved for the adoption of Resolution No. 12-090; A RESOLUTION OF THE MAYOR AND CITY COUNCIL OF THE CITY OF LA VISTA, NEBRASKA, AUTHORIZING THE PURCHASE OF ONE (1) CYBEX 750AT TOTAL BODY ARC TRAINER AND (1) FREEMOTION G2 DUAL CABLE CROSS WEIGHT MACHINE AND BENCH FOR THE COMMUNITY CENTER FROM NOVA HEALTH EQUIPMENT, OMAHA, NE, IN AN AMOUNT NOT TO EXCEED \$12,000.00.

WHEREAS, the mayor and City Council have determined that the purchase of an arc trainer and a freemotion cable cross weight machine and bench for the Community Center is necessary; and

MINUTE RECORD

WHEREAS, the FY 11/12 General Fund Budget provides funding for the purchase, and

WHEREAS, Subsection (C) (9) of Section 31.23 of the La Vista Municipal Code requires that the city administrator secure Council approval prior to authorizing any purchase over \$5,000.00.

NOW, THEREFORE, BE IT RESOLVED, that the Mayor and City Council of La Vista, Nebraska, do hereby authorize the purchase of one (1) Cybex 750AT Total Body Arc Trainer and (1) Freemotion G2 Dual Cable Cross Weight Machine and Bench for the Community Center from Nova Health Equipment, Omaha, NE, in an amount not to exceed \$12,000.00.

Seconded by Councilmember Sell. Councilmembers voting aye: Sell, Ronan, Quick, Sheehan, Carlisle, Crawford, Ellerbeck, and Gowan. Nays: None. Abstain: None. Absent: None. Motion carried.

COMMENTS FROM THE FLOOR

There were no comments from the floor.

COMMENTS FROM MAYOR AND COUNCIL

Mayor Kindig reminded the Councilmembers that they should RSVP to Mary if they want to attend the 3rd Annual Gala for Papillion – La Vista School District on August 25, 2012 at the Embassy Suites at 5:30 p.m.

Councilmember Quick stated that she attended the Divine Truth Grand Opening.

At 7:26 p.m. Councilmember Crawford made a motion to adjourn the meeting. Seconded by Councilmember Sell. Councilmembers voting aye: Sell, Ronan, Quick, Sheehan, Carlisle, Crawford, Ellerbeck and Gowan. Nays: None. Abstain: None. Absent: None. Motion carried.

PASSED AND APPROVED THIS 4TH DAY OF SEPTEMBER, 2012

CITY OF LA VISTA

Douglas Kindig, Mayor

ATTEST:

Pamela A. Buethe, CMC
City Clerk

City of La Vista
Park & Recreation Advisory Committee Minutes
May 16, 2012

A meeting of the Park and Recreation Advisory Committee for the City of LaVista convened in open and public session at 7:00 p.m. on May 16, 2012. Present were Recreation Director Scott Stopak, Assistant Director David Karlson, Program Coordinators Rich Carstensen and Ryan South. Advisory Board members present were Vice-Chairman Pat Lodes, Jeff Kupfer, and George Forst III. Also present: Brian Lukasiewicz, Public Works. Absent were Members Corey Jeffus and Rob Wigg.

A notice of the meeting was given in advance thereof by publication in the Papillion Times on May 10, 2012. Simultaneously given to the members of the Park and Recreation Advisory Committee and a copy of their acknowledgment of receipt of the notice are attached to the minutes. Availability of the agenda was communicated in the advance notice to the members of the Park and Recreation Advisory Committee of this meeting. All proceedings hereafter were taken while the convened meeting was open to attendance of the public. Further, all the subjects included in said proceedings were contained in the agenda for inspection within ten working days after said meeting, prior to the convened meeting of said body.

CALL TO ORDER

Recreation Director Stopak called the meeting to order.

Seconded by Vice-Chairman Lodes.

Director Stopak led the audience in the Pledge of Allegiance.

Director Stopak made an announcement of the location of the posted copy of the Open Meetings Act for public reference and read the Emergency Procedures Statement.

A. CONSENT AGENDA

Director Stopak made the motion to approve the consent agenda. Seconded by Vice-Chairman Lodes. Motion carried.

Member Forst made a motion to approve the minutes from the April 18, 2012 Advisory Board meeting. Seconded by Vice-Chairman Lodes. Motion carried.

REPORTS FROM RECREATION DIRECTOR AND STAFF

Director Stopak reminded the Board of La Vista Daze coming in the next week, and that Assistant Director Karlson would have more details on that. Also, Stopak informed the Board that the pool bond issue did not pass at the election on the previous day. The Public Works department is working on getting the pool open for May 26. Brian Lukasiewicz reported that so far it seems to be in working order.

Assistant Director Karlson reported on Arbor Day events in La Vista. This year Arbor Day was planned by an events committee and held at Southwind Park by the Library. It was combined with the Library's Story Time, with eighteen pre-schooler's, parents and grandparents attending. The kids heard the story "A Tree Named Steve", read by Councilman Tony Gowan. The kids then got to name the new Locust tree planted in Southwind Park. They decided to name it "Tony" after Councilman Gowan. The kids also had buckets with dirt to pour on the tree, and of course gummy worms in the bottom of the bucket! Everyone also received a tree sapling donated by Papio NRD and a packet of Nebraska wildflowers.

Karlson said he and Jodi Linhart, Library Assistant Director attended the Papillion-La Vista Family Fun Fest on April 21, 2012. At the fest, they handed out a packet of flyers for upcoming events in the City such as; La Vista Daze, Splash Bash, Urban Adventure Race, a Bike Give-away, and the Summer Concert/Movie series.

Program Coordinator Carstensen reported on the Splash Bash event which will be held at the City pool on Sunday, July 8, 2012. It will be from 1:00 p.m. – 4:00 p.m., with free swimming, free food, music with a D.J., games and prizes. The Urban Adventure Race will be held Saturday, August 4, 2012. This event will begin at the Community Center, and reach as far as Walnut Creek in Papillion. Registrations are being taken on line at www.raceregister.net.

On May 6, the Kite Fly was held. It was very successful this year with many people in attendance. It received news coverage with some great pictures in the Omaha World-Herald.

Carstensen also reported on activities at the Senior Center. In May, the seniors have visited Corrigan Senior Center to play chair volleyball and shopped in Ashland, Louisville and had lunch at Parkers BBQ for Mother's Day. They had a speaker from Bellevue Senior Center talk about CHORE, a program for senior citizens to help with yard care. The seniors also had Webster Bell, a Tuskegee Airman historian; speak about the Red Tails during World War II. On Thursday, May 17, the seniors will be going on a "mystery tour" which includes Ft. Calhoun, Blair, Tekamah and Council Bluffs. For Memorial Day, we will be presenting a plaque of past Senior Center members.

In June, we will be handing out Farmers Market coupons for those eligible seniors. This will give seniors \$48 worth of coupons to use by the end of October at select farmers market stands in Omaha. On June 14, we will be visiting the South Omaha Latino senior center.

Program Coordinator South reported on current sports activities:

- Adult softball is in its 6th of 14 weeks of play.
- 3 year old soccer clinic is finished.
- Lancers soccer will be finished on May 24.
- Lancer soccer registrations are being taken for the fall.
- Soccer academy and league finished on May 15.
- Spring flag football is its 5th week of an 8 week league.
- 9-12 Baseball is in full swing. Four 9/10 year olds will be eligible to play in an all-star game at the end of the season.
- T-Ball and Pinto league will begin early June.
- Youth softball is its 4th week of an 8 week league.
- Tackle football and cheerleading registrations are being taken through July 14.

COMMENTS FROM THE FLOOR

Greg Hatt, a La Vista resident, discussed Vision 84 and the Civic Center Park. Mr. Hatt does not feel that La Vista Falls golf course should be replaced with a park.

COMMENTS FROM COMMITTEE MEMBERS

No comments.

Member Forst made a motion to adjourn. Seconded by Vice-Chairman Lodes. Motion carried.
Adjourned at 7:35 p.m.

Invoice**FELSBURG
HOLT &
ULLEVIG***connecting and enhancing communities*Mail Payments to:
PO Box 911704
Denver, CO 80291-1704
303.721.1440 • 303.721.0832 fax

August 09, 2012

Project No: 12-094-01

Invoice No: 7793

Mr. John Kottmann, PE
City Engineer
City of La Vista
8116 Park View Blvd
La Vista, NE 68128Project 12-094-01 Giles Road Signal Coordination
Project Number MAPA 5129(1)
Control Number 22485
Maximum Fixed Fee \$1,168.97**Professional Services for the Period: June 11, 2012 to July 31, 2012**

Task 01 Kick Off Meeting

Professional Personnel

	Hours	Rate	Amount	
Engineer III				
Meisinger, Mark	1.50	34.86 ✓	52.29 ✓	
Engineer I				
Denney, Adam	2.00	24.04 ✓	48.08	
Labor	3.50		100.37	
Total Labor		2.5521 times ✓	100.37	256.15

Add-on

13% Fixed Fee	13.00 % of 256.15 ✓	33.30	
Total Add-on		33.30	33.30

Task Sub-Total \$289.45 ✓

Task 02 Data Coordination

Professional Personnel

	Hours	Rate	Amount	
Engineer III				
Meisinger, Mark	1.75	34.86	61.01	
Engineer I				
Denney, Adam	2.25	24.04	54.09	
Labor	4.00		115.10	
Total Labor		2.5521 times	115.10	293.75

Add-on

13% Fixed Fee	13.00 % of 293.75	38.19	
Total Add-on		38.19	38.19

Task Sub-Total \$331.94 ✓

Task 03 Preliminary Engineering

Professional Personnel

	Hours	Rate	Amount	
Engineer III				
Meisinger, Mark	1.25	34.86	43.58	
Labor	1.25		43.58	

Project	12-094-01	Giles Road Signal Coordination	Invoice	7793
---------	-----------	--------------------------------	---------	------

Total Labor	2.5521 times	43.58	111.22
--------------------	---------------------	--------------	---------------

Add-on

13% Fixed Fee	13.00 % of 111.22	14.46	
Total Add-on		14.46	14.46

Task Sub-Total	\$125.68 ✓
-----------------------	-------------------

Task 05 PM & QC

Professional Personnel

	Hours	Rate	Amount	
Engineer III				
Meisinger, Mark	2.50	34.86	87.15	
Labor	2.50		87.15	
Total Labor	2.5521 times		87.15	222.42

Add-on

13% Fixed Fee	13.00 % of 222.42	28.91	
Total Add-on		28.91	28.91

Task Sub-Total	\$251.33 ✓
-----------------------	-------------------

Task ODC Other Direct Costs

In-House Units

Plotting Materials	5.19 SF @ 0.24	1.25	
Vehicle per mile Federal	11.0 Miles @ 0.555	6.11	
B&W Printing	9.0 B&W Prints @ 0.08	.72	
Color Printing	11.0 Prints @ 0.19	2.09	
Total In-House		10.17	10.17

Task Sub-Total	\$10.17
-----------------------	----------------

TOTAL AMOUNT DUE	\$1,008.57
-------------------------	-------------------

Billed-To-Date Summary

	Current	Prior	Total
Labor	883.54	0.00	883.54
In-House	10.17	0.00	10.17
Add-on	114.86	0.00	114.86
Totals	1,008.57	0.00	1,008.57

Invoice is due upon receipt.

Project Manager Mark Meisinger

O.K. to pay

05.71.0856.02

SMK
8/26/2012

Consent
Agenda

BANK NO	BANK NAME	CHECK NO	DATE	VENDOR NO	VENDOR NAME	CHECK AMOUNT	CLEARED	VOIDED	MANUAL

1	Bank of Nebraska (600-873)								
108487	8/22/2012	1270	PREMIER-MIDWEST BEVERAGE CO	571.65					**MANUAL**
108488	8/22/2012	3739	FELSBURG HOLT & ULLEVIG	760.43					**MANUAL**
108489	8/22/2012	2803	PERFORMANCE DODGE	37,782.30					**MANUAL**
108490	8/27/2012	1194	QUALITY BRANDS OF OMAHA	477.50					**MANUAL**
108491	8/29/2012	3702	LAUGHLIN, KATHLEEN A, TRUSTEE	474.00					**MANUAL**
108492	9/04/2012	2892	AA WHEEL & TRUCK SUPPLY INC	49.25					
108493	9/04/2012	4332	ACCO UNLIMITED CORP	202.80					
108494	9/04/2012	762	ACTION BATTERIES UNLTD INC	184.51					
108495	9/04/2012	4725	ACUFF CONSULTING	150.00					
108496	9/04/2012	571	ALAMAR UNIFORMS	100.00					
108497	9/04/2012	1060	AMERICAN BOTTLING COMPANY	211.44					
108498	9/04/2012	720	AMERICAN LEGAL PUBLISHING CORP	1,548.00					
108499	9/04/2012	536	ARAMARK UNIFORM SERVICES INC	455.11					
108500	9/04/2012	4088	ASI-ADVANCED SECURITY INC	261.40					
108501	9/04/2012	935	AUTO BRAKE & CLUTCH CO INC	90.00					
108502	9/04/2012	201	BAKER & TAYLOR BOOKS	1,189.04					
108503	9/04/2012	1839	BCDM-BERINGER CIACCIO DENNELL	1,995.00					
108504	9/04/2012	929	BEACON BUILDING SERVICES	6,712.00					
108505	9/04/2012	3965	BEAUMONT, MITCH	55.50					
108506	9/04/2012	196	BLACK HILLS ENERGY	1,724.97					
108507	9/04/2012	56	BOB'S RADIATOR REPAIR CO INC	145.00					
108508	9/04/2012	2757	BOBCAT OF OMAHA	369.09					
108509	9/04/2012	2565	BOOKPAGE	456.00					
108510	9/04/2012	2209	BOUND TREE MEDICAL LLC	210.99					
108511	9/04/2012	4454	BRAKE, AUSTIN	100.00					
108512	9/04/2012	4647	BREWER, WILLIAM ANDREW	100.00					
108513	9/04/2012	3930	C E SMITH CABINETS INC	510.50					
108514	9/04/2012	2285	CENTER POINT PUBLISHING	214.50					
108515	9/04/2012	219	CENTURY LINK	1,184.70					
108516	9/04/2012	152	CITY OF OMAHA	99,159.32					
108517	9/04/2012	1504	CITY OF PAPILLION PARKS/RECR	35.00					
108518	9/04/2012	4463	CLARK, ROBIN	25.00					
108519	9/04/2012	3126	COCA-COLA BOTTLING COMPANY	669.85					
108520	9/04/2012	2593	COMPUTER SOLUTIONS INC	191.57					
108521	9/04/2012	313	CONRECO INCORPORATED	45.00					
108522	9/04/2012	1656	CONTINENTAL FIRE SPRINKLER CO	252.45					
108523	9/04/2012	468	CONTROL MASTERS INCORPORATED	618.08					
108524	9/04/2012	836	CORNHUSKER INTL TRUCKS INC	142.68					
108525	9/04/2012	2158	COX COMMUNICATIONS	78.10					
108526	9/04/2012	4764	CROWDER, WHITNEY	100.00					
108527	9/04/2012	23	CUMMINS CENTRAL POWER LLC	55.69					
108528	9/04/2012	3136	D & D COMMUNICATIONS	1,637.20					
108529	9/04/2012	4073	DARE CATALOG	498.99					
108530	9/04/2012	270	DECOSTA SPORTING GOODS	214.80					
108531	9/04/2012	111	DEMCO INCORPORATED	476.99					
108532	9/04/2012	77	DIAMOND VOGEL PAINTS	648.75					
108533	9/04/2012	159	DXP ENTERPRISES INC	56.76					
108534	9/04/2012	632	EASTERN LIBRARY SYSTEM	125.00					
108535	9/04/2012	3334	EDGEWEAR SCREEN PRINTING	971.00					
108536	9/04/2012	2566	ELECTRONIC ENGINEERING	59.45					
108537	9/04/2012	3460	FEDEX	302.78					

BANK NO CHECK NO	BANK NAME DATE	VENDOR NO	VENDOR NAME	CHECK AMOUNT	CLEARED	VOIDED	MANUAL
108538	9/04/2012	1235	FEDEX KINKO'S	33.97			
108539	9/04/2012	1245	FILTER CARE	67.20			
108540	9/04/2012	439	FIREGUARD INC	425.44			
108541	9/04/2012	142	FITZGERALD SCHORR BARMETTLER	25,752.09			
108542	9/04/2012	3834	FLEET US LLC	99.65			
108543	9/04/2012	4035	FLORATINE CENTRAL TURF PRODS	420.00			
108544	9/04/2012	3132	FORT DEARBORN LIFE INSURANCE	1,355.00			
108545	9/04/2012	1344	GALE	351.29			
108546	9/04/2012	1248	GASSERT, MIKE	654.00			
108547	9/04/2012	53	GCR TIRE CENTERS	1,474.23			
108548	9/04/2012	2981	GLOCK PROFESSIONAL INC	195.00			
108549	9/04/2012	4767	GOLEY, CHRIS	100.00			
108550	9/04/2012	285	GRAYBAR ELECTRIC COMPANY INC	307.05			
108551	9/04/2012	71	GREENKEEPER COMPANY INC	295.25			
108552	9/04/2012	2224	FRED PETERSON	300.00			
108553	9/04/2012	1044	H & H CHEVROLET LLC	145.41			
108554	9/04/2012	1744	HEARTLAND AWARDS	8.80			
108555	9/04/2012	3657	HEARTLAND PAPER	240.00			
108556	9/04/2012	2407	HEIMES CORPORATION	136.53			
108557	9/04/2012	1403	HELGET GAS PRODUCTS INC	102.00			
108558	9/04/2012	3549	HOLSTEIN'S HARLEY DAVIDSON	30.00			
108559	9/04/2012	892	HONEYMAN RENT-ALL #1	342.56			
108560	9/04/2012	526	HOST COFFEE SERVICE INC	47.80			
108561	9/04/2012	136	HUNTEL COMMUNICATIONS, INC	895.12			
108562	9/04/2012	376	HURST, JEAN	80.81			
108563	9/04/2012	1612	HY-VEE INC	245.00			
108564	9/04/2012	162	INLAND TRUCK PARTS	33.69			
108565	9/04/2012	3561	JNFS ENGINEERING COMPANY	689.99			
108566	9/04/2012	379	JOHNSON HARDWARE COMPANY	94.88			
108567	9/04/2012	100	JOHNSTONE SUPPLY CO	127.30			
108568	9/04/2012	3687	KIMBALL MIDWEST	114.69			
108569	9/04/2012	1054	KLINKER, MARK A	200.00			
108570	9/04/2012	2394	KRIHA FLUID POWER CO INC	3.96			
108571	9/04/2012	4425	LANDPORT SYSTEMS INC	125.00			
108572	9/04/2012	84	LARRY'S BOILER SERVICE INC	95.00			
108573	9/04/2012	4740	LAWNSMITH & CO INC	1,625.00			
108574	9/04/2012	1288	LIFE ASSIST	500.63			
108575	9/04/2012	263	LOVELAND GRASS PAD	44.85			
108576	9/04/2012	4361	MASTER MECHANICAL SERVICE INC	793.00			
108577	9/04/2012	4769	MCCAIN, DAN	210.00			
108578	9/04/2012	94	MCCANN PLUMBING SERVICE INC	31.00			
108579	9/04/2012	4765	MCCARTHY, JESSICA	85.00			
108580	9/04/2012	153	METRO AREA TRANSIT	585.00			
108581	9/04/2012	4772	METRO YOUTH FOOTBALL LEAGUE	1,650.00			
108582	9/04/2012	872	METROPOLITAN COMMUNITY COLLEGE	22,784.31			
108583	9/04/2012	553	METROPOLITAN UTILITIES DIST.	.00	**CLEARED**	**VOIDED**	
108584	9/04/2012	553	METROPOLITAN UTILITIES DIST.	9,428.95			
108585	9/04/2012	2299	MIDWEST TAPE	995.96			
108586	9/04/2012	1046	MIDWEST TURF & IRRIGATION	214.85			
108587	9/04/2012	2683	MLB LOGISTICS	304.32			
108588	9/04/2012	288	MOTOROLA SOLUTIONS INC	33,992.81			
108589	9/04/2012	2550	MSC INDUSTRIAL SUPPLY CO	49.66			
108590	9/04/2012	4364	NACR INCORPORATED	7,671.68			

ACCOUNTS PAYABLE CHECK REGISTER

BANK NO CHECK NO	BANK NAME DATE	VENDOR NO	VENDOR NAME	CHECK AMOUNT	CLEARED	VOIDED	MANUAL
108591	9/04/2012	1028	NATIONAL EVERYTHING WHOLESALE	409.07			
108592	9/04/2012	2897	NEBRASKA GOLF COURSE SUPERIN-	75.00			
108593	9/04/2012	3350	NEBRASKA IOWA SUPPLY	14,171.63			
108594	9/04/2012	479	NEBRASKA LIBRARY COMMISSION	2,700.00			
108595	9/04/2012	808	NEWMAN TRAFFIC SIGNS INC	254.46			
108596	9/04/2012	2631	NEXTEL SPRINT COMMUNICATIONS	205.78			
108597	9/04/2012	440	NMC EXCHANGE LLC	680.50			
108598	9/04/2012	179	NUTS AND BOLTS INCORPORATED	27.56			
108599	9/04/2012	1808	OCLC INC	29.20			
108600	9/04/2012	1014	OFFICE DEPOT INC	.00	**CLEARED**	**VOIDED**	
108601	9/04/2012	1014	OFFICE DEPOT INC	.00	**CLEARED**	**VOIDED**	
108602	9/04/2012	1014	OFFICE DEPOT INC	.00	**CLEARED**	**VOIDED**	
108603	9/04/2012	1014	OFFICE DEPOT INC	.00	**CLEARED**	**VOIDED**	
108604	9/04/2012	1014	OFFICE DEPOT INC	.00	**CLEARED**	**VOIDED**	
108605	9/04/2012	1014	OFFICE DEPOT INC	685.23			
108606	9/04/2012	2799	OFFUTT YOUTH CENTER	1,008.00			
108607	9/04/2012	1479	OMAHA TRUCK CENTER	51.25			
108608	9/04/2012	109	OMNIGRAPHICS INC	163.70			
108609	9/04/2012	2686	PARAMOUNT LINEN & UNIFORM	314.16			
108610	9/04/2012	240	PAULSEN, DEAN	224.00			
108611	9/04/2012	4654	PAYFLEX SYSTEMS USA INC	250.00			
108612	9/04/2012	1769	PAYLESS OFFICE PRODUCTS INC	113.38			
108613	9/04/2012	1821	PETTY CASH-PAM BUETHE	60.48			
108614	9/04/2012	74	PITNEY BOWES INC-PA	.00	**CLEARED**	**VOIDED**	
108615	9/04/2012	74	PITNEY BOWES INC-PA	204.00			
108616	9/04/2012	1784	PLAINS EQUIPMENT GROUP	1,697.09			
108617	9/04/2012	1713	QUALITY AUTO REPAIR & TOWING	81.00			
108618	9/04/2012	58	RAINBOW GLASS & SUPPLY	324.55			
108619	9/04/2012	191	READY MIXED CONCRETE COMPANY	1,257.90			
108620	9/04/2012	3139	RECORDED BOOKS, LLC	294.15			
108621	9/04/2012	3090	REGAL AWARDS OF DISTINCTION	139.14			
108622	9/04/2012	617	ROAD BUILDERS MACHINERY CO INC	385.01			
108623	9/04/2012	4133	ROTELLA'S ITALIAN BAKERY	30.24			
108624	9/04/2012	487	SAPP BROS PETROLEUM INC	1,452.00			
108625	9/04/2012	2240	SARPY COUNTY COURTHOUSE	3,479.89			
108626	9/04/2012	254	SCHMADER ELECTRIC COMPANY INC	157.00			
108627	9/04/2012	2927	SEAT COVER CENTER OF NEBRASKA	65.50			
108628	9/04/2012	4641	SHRED-SAFE LLC 2011-2012	30.00			
108629	9/04/2012	115	SIRCHIE FINGER PRINT LABS	162.88			
108630	9/04/2012	2704	SMOOTHER CUT ENTERPRISES INC	1,170.00			
108631	9/04/2012	3838	SPRINT	119.97			
108632	9/04/2012	3838	SPRINT	62.11			
108633	9/04/2012	4276	SUPERIOR VISION SVCS INC	424.80			
108634	9/04/2012	1150	SUTPHEN CORPORATION	558.46			
108635	9/04/2012	264	TED'S MOWER SALES & SERVICE	68.31			
108636	9/04/2012	822	THERMO KING CHRISTENSEN	427.11			
108637	9/04/2012	4210	TORREZ, TONY	110.00			
108638	9/04/2012	161	TRACTOR SUPPLY CREDIT PLAN	82.37			
108639	9/04/2012	2719	UNDERWRITERS LABORATORIES INC	2,497.00			
108640	9/04/2012	4771	UNITED HEALTHCARE - NE	859.20			
108641	9/04/2012	2426	UNITED PARCEL SERVICE	7.84			
108642	9/04/2012	4223	VAIL, ADAM	100.00			
108643	9/04/2012	4480	VAL VERDE ANIMAL HOSPITAL INC	218.54			

ACCOUNTS PAYABLE CHECK REGISTER

BANK NO	BANK NAME					
CHECK NO	DATE	VENDOR NO	VENDOR NAME	CHECK AMOUNT	CLEARED	VOIDED
108644	9/04/2012	1174	WAL-MART COMMUNITY BRC	.00	**CLEARED**	**VOIDED**
108645	9/04/2012	1174	WAL-MART COMMUNITY BRC	1,187.02		
108646	9/04/2012	3150	WHITE CAP CONSTR SUPPLY/HDS	66.84		
108647	9/04/2012	984	ZIMCO SUPPLY COMPANY	588.00		
108648	9/04/2012	4377	ZOOK, ROBERT	150.00		
BANK TOTAL				321,087.19		
OUTSTANDING				321,087.19		
CLEARED				.00		
VOIDED				.00		
FUND		TOTAL		OUTSTANDING	CLEARED	VOIDED
01	GENERAL FUND	161,793.71		161,793.71	.00	.00
02	SEWER FUND	105,651.06		105,651.06	.00	.00
05	CONSTRUCTION	44,201.60		44,201.60	.00	.00
08	LOTTERY FUND	690.49		690.49	.00	.00
09	GOLF COURSE FUND	4,444.82		4,444.82	.00	.00
14	ECONOMIC DEVELOPMENT	1,203.04		1,203.04	.00	.00
15	OFF-STREET PARKING	3,102.47		3,102.47	.00	.00
REPORT TOTAL				321,087.19		
OUTSTANDING				321,087.19		
CLEARED				.00		
VOIDED				.00		
+ Gross Payroll 8-31-12				241,839.09		
GRAND TOTAL				<u>\$562,926.28</u>		

APPROVED BY COUNCIL MEMBERS 9-4-12_____
COUNCIL MEMBER_____
COUNCIL MEMBER_____
COUNCIL MEMBER_____
COUNCIL MEMBER_____
COUNCIL MEMBER

**CITY OF LA VISTA
MAYOR AND CITY COUNCIL REPORT
SEPTEMBER 4, 2012 AGENDA**

Subject:	Type:	Submitted By:
ADOPTION OF THE 2013-2017 CAPITAL IMPROVEMENT PROGRAM (CIP)	◆ RESOLUTION ORDINANCE RECEIVE/FILE	RITA M. RAMIREZ ASSISTANT CITY ADMINISTRATOR

SYNOPSIS

A public hearing has been scheduled and a resolution has been prepared approving the 2013-2017 Capital Improvement Program (CIP).

FISCAL IMPACT

Capital Improvement Projects recommended for funding in 2013 have been incorporated into the FY 13 Capital Budget.

RECOMMENDATION

Approval.

BACKGROUND

The purpose of the Capital Improvement Program (CIP) is to develop a five year plan that systematically examines the City's infrastructure and capital needs. It is intended to be reviewed and updated on an annual basis to reflect the changing needs of the community and the availability of financial resources. The CIP is a planning document and does not authorize or fund projects.

The 2013-2017 CIP was discussed with Council at the strategic planning session in March. The Capital Fund Budget was subsequently prepared accordingly and presented at the budget workshops in July. Figures have been adjusted for carryover projects as it became clearer which projects would be completed this fiscal year and which would have to be carried over, either completely or in part, into 2013.

Major CIP projects in FY13 include funding for the development and implementation of an IT Disaster Recovery plan, the research and purchase of new financial software, a technology upgrade for the City Council chambers, updating the City's website, continued implementation of Vision 84, and the second phase of replacing the City's 800 MHz radios with digital technology. Street projects included are storm sewer inlet repair and installation at various locations, the reconstruction of the intersection at Lillian Avenue and James Avenue, a traffic signal at 120th & Giles Road, adaptive traffic signals on 84th Street and initial engineering design work for the 66th Street project

There are also several carryover projects from FY 2012 included in the CIP for FY 2013. Many of these projects have already been started or have other funding sources such as grants or federal programs to which we have committed. Carryover projects include the Applewood Creek Drainageway project, Hell Creek Channel project, the Quiet Zone project, the 96th Street project from Harrison Street to Portal Road, the Giles Road traffic signal coordination and the 132nd & West Giles Road project.

With the acquisition of homes along Thompson Creek completed, funding was included in FY 2012 for planning/study and grant application preparation. Grant applications are being readied for submission in September and minimal funding is included in FY 2013 for grant application services, public outreach and some monitoring of water quality. Engineering and construction costs are included in FY 2014.

As currently proposed, project requests for FY13 total \$1,981,084 with funding from a variety of sources. All of the streets projects would be funded either completely or in part with sales tax dollars that are earmarked for street and other capital improvements (\$811,303). The Lottery Fund would pay for project costs totaling \$351,114, which includes the IT disaster recovery project, new financial software, upgrading the City Council chambers, updating the City website and the next phase of the radio replacement. The General Fund will finance the Vision 84 implementation project (\$100,000). Funding through MAPA and inter-agency transfers will provide \$718,667 in funding for streets projects.

As required by Statute, the Planning Commission held a public hearing on August 16, 2012 and voted unanimously to recommend to the City Council that the 2013-2017 CIP be approved.

RESOLUTION NO. _____

A RESOLUTION OF THE MAYOR AND CITY COUNCIL OF THE CITY OF LA VISTA, NEBRASKA, APPROVING THE 2013-2017 CAPITAL IMPROVEMENT PROGRAM (CIP) FOR INFRASTRUCTURE AND OTHER CAPITAL IMPROVEMENTS FOR THE CITY OF LA VISTA.

WHEREAS, the City of La Vista's Capital Improvement Program (CIP) document has been prepared and presented to Council; and

WHEREAS, the La Vista Planning Commission has reviewed the 2013-2017 Capital Improvement Program (CIP) for the City of La Vista and recommends to Council approval of the Plan, and

WHEREAS, the Mayor and City Council of the City of La Vista, Nebraska held a public hearing on the City of La Vista's 2013-2017 Capital Improvement Program (CIP) for infrastructure and other capital improvements for the City of La Vista; and

WHEREAS, the citizens of the City of La Vista have therefore had an opportunity to comment on the 2013-2017 Capital Improvement Program (CIP) for infrastructure and other capital improvements for the City of La Vista as submitted and reviewed by the La Vista City Council.

NOW THEREFORE, BE IT RESOLVED, by the Mayor and City Council of the City of La Vista, Nebraska that the 2013-2017 Capital Improvement Program (CIP) for infrastructure and other capital improvements for the City of La Vista as submitted and reviewed by the Mayor and City Council of the City of La Vista be, and the same hereby is, accepted and approved.

PASSED AND APPROVED THIS 4TH DAY OF SEPTEMBER 2012.

CITY OF LA VISTA

Douglas Kindig, Mayor

ATTEST:

Pamela A. Buethe, CMC
City Clerk

**CITY OF LA VISTA
MAYOR AND CITY COUNCIL REPORT
SEPTEMBER 4, 2012 AGENDA**

Subject:	Type:	Submitted By:
FISCAL YEAR 11/12 AMENDED MUNICIPAL BUDGET	RESOLUTION ◆ ORDINANCE RECEIVE/FILE	BRENDA S. GUNN CITY ADMINISTRATOR

SYNOPSIS

A public hearing has been scheduled and an ordinance has been prepared to approve an amended budget for FY 11/12.

FISCAL IMPACT

The amended municipal budget for FY11/12 proposes an increase in the Debt Service Fund due to the refunding of bond issues that were not budgeted. The proposed increase in General Fund is the increase in CDBG grant funding projects. The property tax collection is not changed.

RECOMMENDATION

Approval.

BACKGROUND

These bond issues were refinanced to save approximately one million over the remaining life of the issues. This amendment of the FY 11/12 municipal budget does not change the property tax collections.

ORDINANCE NO.

AN ORDINANCE TO AMEND ORDINANCE NO. 1154 AND APPROPRIATE THE SUMS OF MONEY DEEMED NECESSARY TO DEFRAY ALL OF THE NECESSARY EXPENSES AND LIABILITIES OF THE CITY OF LA VISTA, SARPY COUNTY, NEBRASKA FOR THE FISCAL PERIOD BEGINNING ON OCTOBER 1, 2011 AND ENDING ON SEPTEMBER 30, 2012; SPECIFYING THE OBJECTS AND PURPOSES FOR WHICH SUCH APPROPRIATIONS ARE MADE AND THE AMOUNT TO BE APPROPRIATED FOR EACH OBJECT OR PURPOSE; TO REPEAL ORDINANCE NO. 1154 CONFLICT HERewith; AND PRESCRIBING THE TIME WHEN THIS ORDINANCE SHALL BE IN FULL FORCE AND EFFECT.

BE IT ORDAINED BY THE MAYOR AND CITY COUNCIL OF LA VISTA, SARPY COUNTY, NEBRASKA.

Section 1. That after complying with all procedures required by law, the budget presented and set forth in the budget statements is hereby approved as the Amended Annual Appropriation Bill for the fiscal year beginning October 1, 2011, through September 30, 2012. All sums of money contained in the budget statement are hereby appropriated for the necessary expenses and liabilities of the City of La Vista. The following amounts appropriated shall be raised primarily as follows. A copy of the amended budget document shall be forwarded as provided by law to the Auditor of Public Accounts, State Capital, Lincoln, Nebraska, and to the County Clerk of Sarpy County, Nebraska for use by the levying authority.

Fund	Original Appropriation	Amount Changed	Amended Appropriation	Amount to be Raised for Property Tax Levy
General Fund	12,359,406.00	74,620.00	12,434,026.00	5,296,688.29
Sewer Fund	2,589,330.00	(295,328.00)	2,294,002.00	
Debt Service Fund	4,280,214.00	8,856,547.00	13,136,761.00	529,668.83
Lottery Fund	1,816,179.00	(184,195.00)	1,631,984.00	
Golf Fund	533,235.00	(36,251.00)	496,984.00	
Capital Fund	3,512,838.00	(1,854,134.00)	1,658,704.00	
Economic Development	1,998,172.00	0	1,998,172.00	
Off-Street Parking District	551,883.00	0	551,883.00	
Total All Funds	27,641,257.00	6,561,259.00	34,202,516.00	5,826,357.12

Section 2. This ordinance shall take effect from and after passage, approval and publication as provided by law.

PASSED AND APPROVED THIS 4TH DAY OF SEPTEMBER 2012.

CITY OF LA VISTA

Douglas Kindig, Mayor

ATTEST:

Pamela A. Buethe, CMC
City Clerk

**CITY OF LA VISTA
MAYOR AND CITY COUNCIL REPORT
SEPTEMBER 4, 2012 AGENDA**

Subject:	Type:	Submitted By:
FISCAL YEAR 12/13 MUNICIPAL BUDGET	◆ RESOLUTION ◆ ORDINANCE RECEIVE/FILE	BRENDA S. GUNN CITY ADMINISTRATOR

SYNOPSIS

The following items have been prepared for Council consideration:

- Third and final reading of an ordinance to adopt the proposed municipal budget for FY 12/13.
- Third and final reading of the Master Fee Ordinance.
- A public hearing has been scheduled to consider a resolution to increase the base of restricted fund authority in the budget.

FISCAL IMPACT

The proposed budget is for \$26,549,083 in all funds. The total proposed property tax request is for \$5,832,060.38 which will require a property tax levy of \$0.55 per \$100 dollars of assessed valuation.

The owner of a home valued at \$150,000 will pay \$825 in property taxes, or \$68.75 per month. The proposed budget has no increase in the property tax levy.

RECOMMENDATION

Approval.

BACKGROUND

The City Council held budget workshops on July 16, and 18, 2012. The proposed budget ordinance and Master Fee ordinance were prepared based on the discussions from these meetings. Since the first reading of the Budget Ordinance, modifications have been made which have been discussed with the City Council during the first and second reading. The only new change is:

General Fund

- The Property tax request was decreased by \$18,395.39 as a result of the final valuation (\$1,060,374,615) being lower than the preliminary valuation estimate (\$1,064,128,775).

Bond Fund

- The property tax request was decreased by \$2,252.50 as a result of the final valuation (\$1,060,374,615) being lower than the preliminary valuation estimate (\$1,064,128,775).

ORDINANCE NO. _____

AN ORDINANCE TO APPROPRIATE THE SUMS OF MONEY DEEMED NECESSARY TO DEFRAY ALL OF THE NECESSARY EXPENSES AND LIABILITIES OF THE CITY OF LA VISTA, SARPY COUNTY, NEBRASKA FOR THE FISCAL PERIOD BEGINNING ON OCTOBER 1, 2012 AND ENDING ON SEPTEMBER 30, 2013; SPECIFYING THE OBJECTS AND PURPOSES FOR WHICH SUCH APPROPRIATIONS ARE MADE AND THE AMOUNT TO BE APPROPRIATED FOR EACH OBJECT OR PURPOSE; SPECIFYING THE AMOUNT TO BE RAISED BY TAX LEVY; PROVIDING FOR THE CERTIFICATION OF THE TAX LEVY HEREIN SENT TO THE COUNTY CLERK OF SARPY COUNTY; AND PRESCRIBING THE TIME WHEN THIS ORDINANCE SHALL BE IN FULL FORCE AND EFFECT.

BE IT ORDAINED BY THE MAYOR AND CITY COUNCIL OF LA VISTA, SARPY COUNTY, NEBRASKA.

Section 1. That after complying with all procedures required by law, the proposed budget presented and set forth in the budget statements, as amended, is hereby approved as the Annual Appropriation Bill for the fiscal year beginning October 1, 2012, through September 30, 2013. All sums of money contained in the budget statement are hereby appropriated for the necessary expenses and liabilities of the City of La Vista. The following amounts appropriated shall be raised primarily as follows. A copy of the budget document, as amended, shall be forwarded as provided by law to the Auditor of Public Accounts, State Capital, Lincoln, Nebraska, and to the County Clerk of Sarpy County, Nebraska for use by the levying authority.

Fund	Amount Appropriated	Amount to be Raised by Property Tax Levy
General Fund	12,125,618.00	5,195,835.61
Sewer Fund	2,618,888.00	0.00
Debt Service Fund	4,269,609.95	636,224.77
Lottery Fund	1,950,668.00	0.00
Golf Fund	486,088.00	0.00
Capital Fund	1,981,084.00	0.00
Economic Development	1,999,662.00	0.00
Off-Street Parking	617,464.00	0.00
Total All Funds	26,549,083.95	5,832,060.38

Section 2. This ordinance shall take effect from and after passage, approval and publication as provided by law.

PASSED AND APPROVED THIS 4TH DAY OF SEPTEMBER, 2012.

CITY OF LA VISTA

Douglas Kindig, Mayor

ATTEST:

Pamela A. Bueth, CMC
City Clerk

Budget Code & Classification		FY09-10 Actual	FY10-11 Actual	FY11-12 Budget	FY11-12 Estimate	FY12-13 Requested	FY12-13 Recommended	FY13-14 Projected	FY14-15 Projected	FY15-16 Projected	FY16-17 Projected
REVENUES											
(1) GENERAL FUND											
1-01-0010	Total Brought Forward	4,379,065.00	4,291,874.00	2,937,730.04	4,038,824.00	3,973,854.89	3,973,854.89	2,491,759.44	1,913,525.80	1,486,087.89	1,067,219.67
1001	Real Estate Tax Revenue	4,250,919.90	4,640,300.18	5,296,688.29	5,296,688.29	5,214,231.00	5,195,835.61	5,406,817.43	6,796,879.90	6,892,080.10	6,726,608.09
1003	Back Year Taxes All Types	53,001.73	40,269.14	30,000.00	61,000.00	40,000.00	40,000.00	30,000.00	30,000.00	30,000.00	30,000.00
1004	Homestead Exemp Revenue	98,620.86	109,191.71	75,000.00	75,000.00	100,000.00	100,000.00	75,000.00	75,000.00	75,000.00	75,000.00
1005	Motor Vehicle Taxes	296,502.06	301,532.48	200,000.00	250,000.00	250,000.00	250,000.00	250,000.00	250,000.00	250,000.00	250,000.00
1006	Gross Revenue Tax	739,823.95	814,992.10	650,000.00	750,000.00	750,000.00	750,000.00	750,000.00	750,000.00	750,000.00	750,000.00
1007	Sales Tax Local (1.5%)	2,332,792.51	2,494,125.06	1,994,100.00	2,580,000.00	2,033,982.00	2,033,982.00	2,074,661.64	2,116,154.87	2,158,477.97	2,201,647.53
1008	Real Estate Tax Credit	156,913.40	163,614.00	0.00	0.00	0.00	0.00	0.00	0.00	0.00	0.00
2003	Highway Allocation/Mtr Fee	914,912.45	1,055,987.63	1,039,867.00	1,039,867.00	1,060,000.00	1,060,000.00	1,060,000.00	1,060,000.00	1,060,000.00	1,060,000.00
2004	Incentive Payment	13,300.00	13,300.00	13,300.00	13,300.00	13,300.00	13,300.00	13,300.00	13,300.00	13,300.00	13,300.00
2005	State Aid	99,824.02	95,206.34	0.00	0.00	0.00	0.00	0.00	0.00	0.00	0.00
2006	Pro-Rate Motor Vehicle	12,036.41	13,029.17	10,000.00	11,000.00	10,000.00	10,000.00	10,000.00	10,000.00	10,000.00	10,000.00
2007	In Lieu of Tax	116,882.85	155,928.70	90,000.00	181,963.00	185,000.00	185,000.00	185,000.00	185,000.00	185,000.00	185,000.00
2008	Grants - Local/City	5,402.390	4,053.000	14,200.000	14,200.000	5,500.000	5,500.000	-	-	-	-
2009	Grants - County ,NRD	4,600.000	1,000.000	1,000.000	1,000.000	2,500.000	2,500.000	-	-	-	-
2010	Grants - State (MIRF, Lib, PD)	65,676.31	98,712.44	86,751.000	86,751.000	94,165.000	94,165.000	-	-	-	-
2011	Grants - Federal	27,021.01	117,706.63	230,829.000	137,960.000	77,500.000	77,500.000	52,500.000	-	-	-
2012	SID Transfers	167,074.81	239,918.25	744,722.000	747,000.000	300,000.000	300,000.000	500,000.000	-	-	-
2014	SID Property Tax Revenues	164,561.66	0.00	-	-	214,848.00	214,848.00	811,872.000	-	-	-
2016	Debt Service Transfer	-	-	-	-	-	-	-	-	-	-
2017	Transfers - EDP	0.00	(600,000.00)	(600,000.00)	(600,000.00)	(600,000.00)	(600,000.00)	(600,000.00)	(600,000.00)	(600,000.00)	3,600,000.000
2018	Transfers - OSP	(650,000.00)	(730,000.00)	(550,000.00)	(550,000.00)	(605,000.00)	(605,000.00)	(605,000.00)	(610,000.00)	(610,000.00)	(610,000.00)
2019	CIP Transfer	0.00	(40,000.00)	(100,000.00)	(105,780.00)	(100,000.00)	(100,000.00)	(200,000.00)	0.00	0.00	0.00
3000	Rental Inspection Fees	200.00	26,542.00	28,000.00	28,000.00	25,000.00	25,000.00	25,000.00	25,000.00	25,000.00	25,000.00
3001	Occupation Licenses	76,234.88	80,120.88	75,000.00	80,000.00	75,000.00	75,000.00	75,000.00	75,000.00	75,000.00	75,000.00
3003	Plumbing-Tile Licenses	2,571.00	2,461.00	1,000.00	2,500.00	2,500.00	2,500.00	2,500.00	2,500.00	2,500.00	2,500.00
3004	Firewks Fees	19,250.00	22,000.00	18,000.00	22,000.00	22,000.00	22,000.00	22,000.00	22,000.00	22,000.00	16,000.00
3005	Hotel Occupancy Tax	637,686.20	681,345.38	651,582.60	651,582.60	684,682.20	684,682.20	783,232.45	818,713.35	909,750.10	1,072,804.80
4000	Plat & Subdivision Fees	4,000.00	30,000.00	5,000.00	7,000.00	7,000.00	7,000.00	5,000.00	5,000.00	5,000.00	5,000.00
4001	Building Permits	275,474.29	357,218.58	340,000.00	300,000.00	250,000.00	250,000.00	250,000.00	250,000.00	250,000.00	100,000.00
4002	Electrical Permits	5,505.19	4,849.25	2,250.00	3,705.00	2,250.00	2,250.00	2,250.00	2,250.00	2,250.00	2,250.00
4003	Plumbing Permits & Licenses	27,353.10	44,864.95	25,000.00	27,500.00	25,000.00	25,000.00	25,000.00	25,000.00	25,000.00	25,000.00
4004	Sidewalk & Driveway Repairs	3,910.52	4,016.00	2,000.00	2,000.00	2,000.00	2,000.00	2,000.00	3,000.00	3,000.00	3,000.00
4005	Curb Cuts	3,184.38	3,105.00	3,000.00	3,000.00	3,000.00	3,000.00	3,000.00	3,000.00	3,000.00	5,000.00
4006	Certificate of Occupancy	7,262.50	5,900.00	5,000.00	5,200.00	5,000.00	5,000.00	5,000.00	5,000.00	5,000.00	8,000.00
4010	Lottery Transfer Budgeted	11,000.000	58,800.000	64,000.000	66,620.000	68,000.000	67,370.000	75,000.000	77,000.000	79,000.000	81,000.000
4013	Mechanical Permits	20,163.70	43,469.89	15,000.00	28,000.00	25,000.00	25,000.00	25,000.00	25,000.00	25,000.00	25,000.00
4014	Rescue Sq Fees (For Eq.)	109,305.85	140,309.92	140,000.00	140,000.00	150,000.00	150,000.00	150,000.00	150,000.00	150,000.00	150,000.00
5001	Recreation Fees	104,972.64	128,598.27	95,000.00	95,000.00	95,000.00	95,000.00	95,000.00	95,000.00	95,000.00	95,000.00
5002	Pool Admissions	17,247.15	15,948.56	11,000.00	11,000.00	11,000.00	11,000.00	11,000.00	11,000.00	11,000.00	11,000.00
5003	Pool Memberships	7,890.71	10,688.52	8,500.00	10,500.00	8,500.00	8,500.00	8,500.00	8,500.00	8,500.00	10,000.00
5004	Swimming Lessons	3,175.00	3,965.00	3,000.00	3,000.00	3,000.00	3,000.00	3,000.00	3,000.00	3,000.00	4,000.00
5006	Pool Concessions	8,705.43	7,870.59	6,500.00	6,500.00	6,500.00	6,500.00	6,500.00	6,500.00	6,500.00	6,500.00
5007	Special Services Interlocal	12,402.53	15,152.00	10,000.00	13,500.00	15,000.00	15,000.00	15,000.00	15,000.00	15,000.00	15,000.00
5008	Special Services Fare	6,349.00	9,093.00	6,500.00	8,000.00	9,590.00	9,590.00	8,000.00	8,000.00	8,000.00	8,000.00
5012	Traffic Viol (Adm Fee)	6,255.00	6,305.00	5,000.00	6,500.00	6,000.00	6,000.00	6,000.00	6,000.00	6,000.00	6,000.00
5015	Library Fees	20,594.44	21,321.79	20,000.00	20,000.00	20,000.00	20,000.00	20,000.00	20,000.00	20,000.00	20,000.00
6004	Concess Rev - Sports Complex	1,443.97	1,733.32	1,500.00	1,500.00	10,000.00	10,000.00	10,000.00	12,000.00	12,000.00	12,000.00
7080	Sale of Fixed Assets	0.00	5,500.00	1,500.00	1,500.00	500.00	500.00	1,500.00	1,500.00	1,500.00	1,500.00
8001	Miscellaneous	116,763.81	588,863.66	375,000.00	75,000.00	75,000.00	75,000.00	75,000.00	75,000.00	75,000.00	75,000.00
8010	Interest Income	56,160.99	10,417.09	10,000.00	10,000.00	10,000.00	10,000.00	10,000.00	10,000.00	10,000.00	10,000.00
Total Revenue		11,073,928.60	12,630,526.48	12,338,789.89	12,808,216.89	11,899,548.20	11,881,152.81	12,863,633.52	12,969,298.12	13,197,858.17	13,090,110.42
Total Operating Transfers		(639,000.00)	(1,311,200.00)	(1,186,000.00)	(1,189,160.00)	(1,237,000.00)	(1,237,630.00)	(1,330,000.00)	(1,133,000.00)	(1,131,000.00)	3,071,000.00
Total Available		14,813,993.60	15,611,200.48	14,090,519.93	15,657,880.89	14,636,403.09	14,617,377.70	14,025,392.97	13,749,823.92	13,552,946.06	17,228,330.08
EXP % OF REVENUE		93%	89%	95%	90%	101%	100%	93%	93%	93%	96%
Total Operating Expenditures		10,273,867.19	11,267,456.72	11,668,406.00	11,525,386.00	12,018,604.00	11,910,118.26	11,961,867.17	12,113,736.03	12,335,726.39	12,581,581.26
Total Capital Expenditures		205,719.24	416,264.70	191,000.00	158,640.00	1,543,900.00	215,500.00	150,000.00	150,000.00	150,000.00	500,000.00
RESERVE %		42%	35%	19%	34%	9%	21%	16%	12%	9%	33%
Cash Reserve		4,334,407.17	3,927,479.06	2,231,113.93	3,973,854.89	1,073,899.09	2,491,759.44	1,913,525.80	1,486,087.89	1,067,219.67	4,146,748.82
Valuation		1,018,941,739	1,049,942,564	1,059,337,658	1,059,337,658	1,064,128,775	1,060,374,615	1,103,432,129	1,387,118,347	1,531,573,355	1,681,652,022
Levy		0.4435%	0.4575%	0.5000%	0.5000%	0.4900%	0.4900%	0.4900%	0.4900%	0.4500%	0.4000%

Budget Code & Classification 1-11-MAYOR AND COUNCIL GENERAL FUND	FY09-10 Actual	FY10-11 Actual	FY11-12 Budget	FY11-12 Estimate	FY12-13 Requested	FY12-13 Recommended	FY13-14 Projected	FY14-15 Projected	FY15-16 Projected	FY16-17 Projected
PERSONNEL SERVICES										
102 Salaries	45,359.08	47,103.66	45,360.00	45,359.00	45,360.00	45,360.00	45,360.00	45,360.00	45,360.00	45,360.00
104 FICA	3,607.46	3,808.77	3,470.00	3,609.00	3,470.00	3,470.00	3,470.00	3,470.00	3,470.00	3,470.00
107 Pension										
Total Personnel Services	48,966.54	50,912.43	48,830.00	48,968.00	48,830.00	48,830.00	48,830.00	48,830.00	48,830.00	48,830.00
COMMODITIES										
201 Office Supplies	1,329.77	1,278.14	1,000.00	750.00	1,000.00	1,000.00	1,000.00	1,000.00	1,000.00	1,000.00
203 Food Supplies	142.63	0.00	250.00	0.00	250.00	250.00	250.00	250.00	250.00	250.00
204 Wearing Apparel	0.00	0.00	0.00	0.00	0.00	0.00	0.00	0.00	0.00	0.00
205 Motor Vehicle Supplies	0.00	0.00	0.00	0.00	0.00	0.00	0.00	0.00	0.00	0.00
211 Other Commodities	0.00	0.00	0.00	0.00	0.00	0.00	0.00	0.00	0.00	0.00
Total Commodities	1,472.40	1,278.14	1,250.00	750.00	1,250.00	1,250.00	1,250.00	1,250.00	1,250.00	1,250.00
CONTRACTUAL SERVICES										
301 Postage	633.46	648.88	650.00	650.00	650.00	650.00	650.00	650.00	650.00	650.00
302 Tele/Cell/Pager	1,017.42	960.00	1,440.00	1,152.00	1,152.00	1,152.00	1,152.00	1,152.00	1,152.00	1,152.00
303 Professional Services-Other	0.00	0.00	0.00	0.00	0.00	0.00	0.00	0.00	0.00	0.00
305 Insurance and Bonds	0.00	0.00	0.00	0.00	0.00	0.00	0.00	0.00	0.00	0.00
307 Car Allowance	1,800.00	1,800.00	1,800.00	1,800.00	1,800.00	1,800.00	1,800.00	1,800.00	1,800.00	1,800.00
308 Legal Advertising	5,273.07	4,065.54	5,500.00	4,600.00	5,500.00	5,500.00	5,500.00	5,500.00	5,500.00	5,500.00
309 Printing	2,095.73	1,873.59	2,110.00	1,900.00	2,110.00	2,110.00	2,110.00	2,110.00	2,110.00	2,110.00
310 Dues and Subscriptions	27,576.00	29,561.00	31,707.00	31,500.00	33,717.00	33,717.00	33,717.00	33,717.00	33,717.00	33,717.00
311 Travel Expense	3,600.64	4,768.45	8,877.00	5,000.00	8,877.00	8,877.00	8,877.00	8,877.00	8,877.00	8,877.00
313 Training	8,085.00	1,820.00	12,795.00	1,900.00	12,795.00	12,020.00	12,795.00	12,795.00	12,795.00	12,795.00
314 Other Contractual Services	42,224.73	9,071.32	25,500.00	25,500.00	46,250.00	25,500.00	25,500.00	25,500.00	25,500.00	25,500.00
320 Professional Services-Auditing	0.00	0.00	0.00	0.00	0.00	0.00	0.00	0.00	0.00	0.00
321 Professional Services-Legal	26,901.93	14,266.30	26,000.00	26,000.00	26,000.00	26,000.00	26,000.00	26,000.00	26,000.00	26,000.00
Total Contractual Services	121,207.98	68,835.08	116,379.00	100,002.00	138,851.00	117,326.00	118,101.00	118,101.00	118,101.00	118,101.00
OTHER CHARGES										
505 Other	4,150.62	3,442.59	24,050.00	5,000.00	9,300.00	9,300.00	9,300.00	9,300.00	9,300.00	9,300.00
Total Other Charges	4,150.62	3,442.59	24,050.00	5,000.00	9,300.00	9,300.00	9,300.00	9,300.00	9,300.00	9,300.00
CAPITAL OUTLAY										
610 Office Equipment										
618 Other Capital										
Total Capital Outlay										
TOTAL	175,797.54	124,468.24	190,509.00	154,720.00	198,231.00	176,706.00	177,481.00	177,481.00	177,481.00	177,481.00

Budget Code & Classification	FY09-10 Actual	FY10-11 Actual	FY11-12 Budget	FY11-12 Estimate	FY12-13 Requested	FY12-13 Recommended	FY13-14 Projected	FY14-15 Projected	FY15-16 Projected	FY16-17 Projected
1-12-ADVISORY BOARDS & COMMISSIONS GENERAL FUND										
COMMODITIES										
201 Office Supplies	76.48	64.43	100.00	90.00	100.00	100.00	100.00	100.00	100.00	100.00
202 Books and Periodicals										
203 Food Supplies										
205 Motor Veh Supplies - Fuel										
206 Maint. Tool Supply										
207 Janitor Supplies										
208 Chemical Supplies										
211 Other Commodities										
Total Commodities	76.48	64.43	100.00	90.00	100.00	100.00	100.00	100.00	100.00	100.00
CONTRACTUAL SERVICES										
301 Postage	771.90	524.22	540.00	540.00	540.00	540.00	540.00	540.00	540.00	540.00
303 Professional Services-Other										
308 Legal Advertising	1,160.62	985.94	1,000.00	900.00	1,000.00	1,000.00	1,000.00	1,000.00	1,000.00	1,000.00
309 Printing	1,996.87	1,871.60	1,915.00	1,900.00	1,915.00	1,915.00	1,915.00	1,915.00	1,915.00	1,915.00
311 Travel Expense	0.00	0.00	3,085.00	0.00	3,085.00	3,085.00	1,180.00	1,180.00	1,180.00	1,180.00
313 Training Assistance	200.00	0.00	810.00	0.00	810.00	810.00	600.00	600.00	600.00	600.00
314 Other Contractual Services	2,354.66	2,476.28	4,000.00	3,000.00	4,000.00	4,000.00	4,000.00	4,000.00	4,000.00	4,000.00
320 Prof Services-Auditing			0.00	0.00	0.00	0.00	0.00	0.00	0.00	0.00
321 Professional Services-Legal	6,736.64	0.00	500.00	0.00	500.00	500.00	500.00	500.00	500.00	500.00
Total Contractual Services	13,220.69	5,858.04	11,850.00	6,340.00	11,850.00	11,850.00	9,735.00	9,735.00	9,735.00	9,735.00
OTHER CHARGES										
505 Other	663.46	281.00	400.00	250.00	400.00	400.00	400.00	400.00	400.00	400.00
Total Other Charges	663.46	281.00	400.00	250.00	400.00	400.00	400.00	400.00	400.00	400.00
CAPITAL OUTLAY										
610 Office Equipment										
Total Capital Outlay	0.00	0.00	0.00	0.00	0.00	0.00	0.00	0.00	0.00	0.00
TOTAL	13,960.63	6,203.47	12,350.00	6,680.00	12,350.00	12,350.00	10,235.00	10,235.00	10,235.00	10,235.00

Budget Code & Classification	FY09-10 Actual	FY10-11 Actual	FY11-12 Budget	FY11-12 Estimate	FY12-13 Requested	FY12-13 Recommended	FY13-14 Projected	FY14-15 Projected	FY15-16 Projected	FY16-17 Projected
1-13-PUBLIC BUILDINGS & GROUNDS										
GENERAL FUND										
PERSONNEL SERVICES										
101 Salaries - Full-Time	143,510.03	153,274.42	152,218.00	152,218.00	155,237.00	155,237.00	158,341.74	161,508.57	164,738.75	168,033.52
102 Salaries - Part-Time	9,465.82	10,117.49	10,082.00	10,082.00	10,324.00	10,324.00	10,530.48	10,741.09	10,955.91	11,175.03
103 Overtime Salaries	1,441.40	1,980.30	2,276.00	1,500.00	2,322.00	2,322.00	2,368.44	2,415.81	2,464.12	2,513.41
104 FICA	11,584.93	12,399.20	12,590.00	12,590.00	12,843.00	12,843.00	13,099.86	13,361.86	13,629.09	13,901.68
105 Insurance Charges	15,357.43	18,404.60	17,213.00	17,213.00	18,396.00	17,925.00	19,499.76	20,669.75	21,909.93	23,224.53
106 Other Personnel Services	0.00	0.00	0.00	0.00	0.00	0.00	0.00	0.00	0.00	0.00
107 Pension	8,697.17	9,315.35	9,270.00	9,270.00	9,454.00	9,454.00	9,643.08	9,835.94	10,032.66	10,233.31
109 Self Insurance Expense	0.00	0.00	0.00	0.00	0.00	0.00	0.00	0.00	0.00	0.00
Total Personnel Services	190,056.78	205,491.36	203,649.00	202,873.00	208,576.00	208,105.00	213,483.36	218,533.02	223,730.47	229,081.47
COMMODITIES										
201 Office Supplies	106.99	135.76	150.00	150.00	240.00	240.00	240.00	240.00	240.00	240.00
202 Books and Periodicals	94.31	0.00	70.00	0.00	70.00	70.00	70.00	70.00	70.00	70.00
203 Food Supplies			0.00	0.00	0.00	0.00	0.00	0.00	0.00	0.00
204 Wearing Apparel	491.48	90.00	500.00	500.00	500.00	500.00	500.00	500.00	500.00	500.00
205 Motor Veh Supplies - Fuel	1,652.16	2,383.19	3,000.00	3,000.00	3,000.00	3,000.00	3,000.00	3,000.00	3,000.00	3,000.00
206 Maint. Tool Supply	576.47	652.94	700.00	700.00	700.00	700.00	700.00	700.00	700.00	700.00
207 Janitor Supplies	2,788.52	3,605.30	5,500.00	5,000.00	5,500.00	5,500.00	5,500.00	5,500.00	5,500.00	5,500.00
208 Chemical Supplies	1,924.25	2,214.14	3,000.00	3,000.00	3,000.00	3,000.00	3,000.00	3,000.00	3,000.00	3,000.00
210 Botanical Supplies	255.00	175.00	3,500.00	1,000.00	3,500.00	3,500.00	3,500.00	3,500.00	3,500.00	3,500.00
211 Other Commodities	710.28	2,553.72	3,500.00	3,500.00	3,500.00	3,500.00	3,500.00	3,500.00	3,500.00	3,500.00
Total Commodities	8,599.46	11,810.05	19,920.00	16,850.00	20,010.00	20,010.00	20,010.00	20,010.00	20,010.00	20,010.00
CONTRACTUAL SERVICES										
301 Postage	587.79	524.22	600.00	600.00	600.00	600.00	600.00	600.00	600.00	600.00
302 Telephone	942.76	1,172.57	1,488.00	1,488.00	1,488.00	1,488.00	1,488.00	1,488.00	1,488.00	1,488.00
303 Professional Services-Other	0.00	0.00	0.00	0.00	0.00	0.00	0.00	0.00	0.00	0.00
304 Utilities	2,728.80	0.00	0.00	0.00	0.00	0.00	0.00	0.00	0.00	0.00
306 Rentals	0.00	0.00	150.00	0.00	150.00	150.00	150.00	150.00	150.00	150.00
308 Legal Advertising	0.00	0.00	0.00	0.00	0.00	0.00	0.00	0.00	0.00	0.00
309 Printing	2,045.27	1,871.60	2,550.00	2,550.00	2,550.00	2,550.00	2,550.00	2,550.00	2,550.00	2,550.00
310 Dues and Subscriptions	66.24	44.80	700.00	700.00	900.00	900.00	900.00	900.00	900.00	900.00
311 Travel Expense	0.00	2,113.20	100.00	0.00	100.00	100.00	100.00	100.00	100.00	100.00
313 Training Assistance	30.00	6,340.00	700.00	700.00	1,200.00	1,200.00	1,200.00	1,200.00	1,200.00	1,200.00
314 Other Contractual	241,531.64	243,794.15	259,321.00	259,321.00	281,384.00	281,384.00	261,384.00	261,384.00	261,384.00	261,384.00
320 Prof Services-Auditing	0.00	0.00	0.00	0.00	0.00	0.00	0.00	0.00	0.00	0.00
321 Professional Services-Legal										
Total Contractual	247,932.50	255,860.54	265,609.00	265,359.00	288,372.00	288,372.00	268,372.00	268,372.00	268,372.00	268,372.00
MAINTENANCE										
401 Bldg. and Grounds	33,571.63	17,411.77	32,000.00	32,000.00	32,000.00	32,000.00	32,000.00	32,000.00	32,000.00	32,000.00
409 Machine Equip & Tool Maint.	171.33	506.23	600.00	600.00	600.00	600.00	600.00	600.00	600.00	600.00
410 Vehicle Maintenance	591.09	831.32	1,500.00	1,500.00	1,500.00	1,500.00	1,500.00	1,500.00	1,500.00	1,500.00
411 Radio R & M/Contracts	179.50	198.73	400.00	400.00	400.00	400.00	400.00	400.00	400.00	400.00
412 Other Repair & Maint.	712.50	640.91	1,000.00	1,000.00	1,000.00	1,000.00	1,000.00	1,000.00	1,000.00	1,000.00
Total Maintenance	35,226.05	19,588.96	35,500.00	35,500.00	35,500.00	35,500.00	35,500.00	35,500.00	35,500.00	35,500.00
OTHER CHARGES										
505 Other	12,743.29	365.71	10,500.00	10,500.00	10,500.00	10,500.00	10,500.00	10,500.00	10,500.00	10,500.00
Total Other Charges	12,743.29	365.71	10,500.00	10,500.00	10,500.00	10,500.00	10,500.00	10,500.00	10,500.00	10,500.00
CAPITAL OUTLAY										
602 Buildings										
610 Office Equipment										
611 Machinery & Tools										
613 Motor Vehicles					24,000.00	20,000.00				
617 Radio Systems										
618 Other Capital	16,556.48	0.00	0.00	0.00	0.00	0.00	0.00	0.00	0.00	0.00
Total Capital Outlay	16,556.48	0.00	0.00	0.00	24,000.00	20,000.00	0.00	0.00	0.00	0.00
TOTAL	511,114.56	493,116.62	535,178.00	531,082.00	586,958.00	582,487.00	547,865.36	552,915.02	558,112.47	563,463.47

Budget Code & Classification	FY09-10 Actual	FY10-11 Actual	FY11-12 Budget	FY11-12 Estimate	FY12-13 Requested	FY12-13 Recommended	FY13-14 Projected	FY14-15 Projected	FY15-16 Projected	FY16-17 Projected
*Thirty percent of the Administration Fund is allocated to Sewer Fund 02-41.										
1-14-ADMINISTRATIVE GENERAL FUND										
PERSONNEL SERVICES										
101 Salaries - Full-Time	370,480.96	393,114.35	401,865.00	392,634.00	410,030.00	445,192.00	418,230.60	426,595.21	435,127.12	443,829.66
102 Salaries - Part-Time	11,296.13	9,997.60	12,939.00	12,147.00	13,195.00	13,195.00	13,458.90	13,728.08	14,002.64	14,282.69
103 Overtime Salaries	1,623.80	943.34	2,000.00	205.00	200.00	200.00	204.00	208.08	212.24	216.49
104 FICA	28,489.10	29,245.49	31,885.00	28,740.00	32,392.00	35,082.00	33,039.84	33,700.64	34,374.65	35,062.14
105 Insurance Charges	32,252.21	40,637.88	48,444.00	43,442.00	49,398.00	54,257.00	52,361.88	55,503.59	58,833.81	62,363.84
106 Other Personnel Services	0.00	0.00	0.00	0.00	0.00	0.00	0.00	0.00	0.00	0.00
107 Pension	17,288.77	17,850.09	18,852.00	18,167.00	18,769.00	20,615.00	19,144.38	19,527.27	19,917.81	20,316.17
108 Pension//CMA	5,046.85	5,424.14	5,380.00	5,475.00	5,833.00	5,833.00	5,949.66	6,068.65	6,190.03	6,313.83
109 Self Hlth Insurance	0.00	0.00	0.00	0.00	0.00	0.00	0.00	0.00	0.00	0.00
110 Excess Ins Reimbursement	0.00	0.00	0.00	0.00	0.00	0.00	0.00	0.00	0.00	0.00
Total Personnel Services	466,477.84	497,212.89	521,365.00	500,810.00	529,817.00	574,374.00	542,389.26	555,331.52	568,658.29	582,384.81
COMMODITIES										
200 Inter-Fund Transfers	0.00	0.00	0.00	0.00	0.00	0.00	0.00	0.00	0.00	0.00
201 Office Supplies	8,984.44	9,362.11	8,120.00	8,120.00	8,120.00	8,120.00	8,120.00	8,120.00	8,120.00	8,120.00
202 Books and Periodicals	955.92	131.68	1,120.00	250.00	1,000.00	1,000.00	1,000.00	1,000.00	1,000.00	1,000.00
203 Food Supplies	60.38	0.00	385.00	0.00	250.00	250.00	250.00	250.00	250.00	250.00
204 Wearing Apparel	0.00	0.00	70.00	20.00	0.00	0.00	0.00	0.00	0.00	0.00
205 Motor Vehicle Supplies	0.00	0.00	0.00	0.00	0.00	0.00	0.00	0.00	0.00	0.00
211 Other - auto supplies	0.00	15.24	0.00	0.00	0.00	0.00	0.00	0.00	0.00	0.00
Total Commodities	10,000.74	9,509.03	9,695.00	8,390.00	9,370.00	9,370.00	9,370.00	9,370.00	9,370.00	9,370.00
CONTRACTUAL SERVICES										
301 Postage	4,576.17	2,332.51	4,000.00	2,500.00	3,000.00	3,000.00	3,000.00	3,000.00	3,000.00	3,000.00
302 Telephone	3,593.66	4,399.34	4,585.00	3,750.00	4,100.00	4,302.00	4,302.00	4,302.00	4,302.00	4,302.00
303 Professional Services-Other	366.45	229.25	1,050.00	250.00	1,050.00	1,050.00	1,050.00	1,050.00	1,050.00	1,050.00
304 Utilities	15,313.27	15,972.09	14,000.00	15,540.00	15,400.00	15,400.00	15,400.00	15,400.00	15,400.00	15,400.00
305 Insurance and Bonds	0.00	78.00	0.00	0.00	0.00	0.00	0.00	0.00	0.00	0.00
306 Rentals	0.00	0.00	0.00	0.00	0.00	0.00	0.00	0.00	0.00	0.00
307 Car Allowance	3,990.00	4,452.00	3,780.00	3,780.00	3,780.00	4,284.00	3,780.00	3,780.00	3,780.00	3,780.00
308 Legal Advertising	732.91	374.38	700.00	300.00	700.00	700.00	700.00	700.00	700.00	700.00
309 Printing	1,694.61	1,362.32	3,000.00	1,650.00	3,000.00	3,000.00	3,000.00	3,000.00	3,000.00	3,000.00
310 Dues and Subscriptions	2,755.38	3,500.32	3,845.00	3,450.00	3,845.00	4,020.00	3,845.00	3,845.00	3,845.00	3,845.00
311 Travel Expense	13,534.45	14,527.66	12,693.00	12,693.00	16,504.00	19,590.00	15,132.00	15,132.00	15,132.00	15,132.00
313 Training Assistance	14,462.90	6,210.40	9,173.00	9,173.00	11,532.00	12,501.00	11,007.00	11,007.00	11,007.00	11,007.00
314 Other Contractual Services	11,757.49	11,208.62	17,290.00	16,200.00	13,650.00	16,391.00	15,000.00	15,000.00	15,000.00	15,000.00
320 Prof Services-Auditing	28,000.00	29,901.00	34,090.00	34,090.00	38,500.00	38,500.00	40,425.00	42,446.25	44,568.56	46,796.99
321 Professional Services-Legal	22,264.56	107,555.24	70,000.00	55,000.00	70,000.00	70,000.00	70,000.00	70,000.00	70,000.00	70,000.00
Total Contractual Services	123,041.85	202,101.13	178,206.00	158,376.00	185,061.00	192,738.00	186,641.00	188,662.25	190,784.56	193,012.99
MAINTENANCE										
401 Building and Grounds	0.00	0.00	0.00	0.00	0.00	0.00	0.00	0.00	0.00	0.00
409 Machine Equip & Tool Maint.	0.00	0.00	0.00	0.00	0.00	0.00	0.00	0.00	0.00	0.00
410 Vehicle Maintenance	0.00	0.00	0.00	0.00	0.00	0.00	0.00	0.00	0.00	0.00
Total Maintenance	0.00	0.00	0.00	0.00	0.00	0.00	0.00	0.00	0.00	0.00
OTHER CHARGES										
505 Other Charges	8,629.79	72,032.19	10,605.00	17,655.00	11,795.00	15,295.00	10,000.00	10,000.00	10,000.00	10,000.00
509 Refunds	0.00	0.00	0.00	0.00	0.00	0.00	0.00	0.00	0.00	0.00
510 County Treasurer Fee	45,965.44	49,821.04	30,000.00	45,000.00	45,000.00	45,000.00	45,000.00	45,000.00	45,000.00	45,000.00
514 Financial Lending Bond Fees	0.00	0.00	0.00	0.00	0.00	0.00	0.00	0.00	0.00	0.00
515 Fee Expense	0.00	0.00	0.00	0.00	0.00	0.00	0.00	0.00	0.00	0.00
Total Other Charges	54,595.23	121,853.23	40,605.00	62,655.00	56,795.00	60,295.00	55,000.00	55,000.00	55,000.00	55,000.00
CAPITAL OUTLAY										
610 Office Equipment	2,518.89	1,379.00	0.00	0.00	0.00	0.00	0.00	0.00	0.00	0.00
618 Other Capital Outlay	0.00	0.00	0.00	0.00	0.00	0.00	0.00	0.00	0.00	0.00
Total Capital Outlay	2,518.89	1,379.00	0.00	0.00	0.00	0.00	0.00	0.00	0.00	0.00
TOTAL	656,634.55	832,055.28	749,871.00	730,231.00	781,043.00	836,777.00	793,400.26	808,363.77	823,812.86	839,767.80

*Thirty percent of the Administration Fund is allocated to Sewer Fund 02-41.

8/28/2012 3:40 PM

Budget Code & Classification	FY09-10 Actual	FY10-11 Actual	FY11-12 Budget	FY11-12 Estimate	FY12-13 Requested	FY12-13 Recommended	FY13-14 Projected	FY14-15 Projected	FY15-16 Projected	FY16-17 Projected
1-15-POLICE GENERAL FUND										
PERSONNEL SERVICES										
101 Salaries - Full-Time	2,159,300.47	2,353,130.49	2,523,874.00	2,458,728.00	2,550,507.00	2,550,507.00	2,601,517.14	2,653,547.48	2,706,618.43	2,760,750.80
102 Salaries - Part-Time	14,984.74	17,577.90	22,405.00	22,000.00	23,438.00	23,438.00	23,906.76	24,384.90	24,872.59	25,370.04
103 Overtime Salaries	185,287.46	195,936.64	178,393.00	198,016.00	184,334.00	184,334.00	153,020.68	156,081.09	159,202.72	162,386.77
104 FICA	172,724.81	187,394.53	208,422.00	204,909.00	210,996.00	210,996.00	212,550.92	216,801.94	221,137.98	225,560.74
105 Insurance Charges	369,594.70	463,030.09	469,464.00	459,600.00	491,400.00	478,989.00	520,884.00	552,137.04	585,265.26	620,381.18
106 Other Personnel Services	0.00	0.00	0.00	0.00	0.00	0.00	0.00	0.00	0.00	0.00
107 Pension/Civilian	10,110.42	8,159.12	10,079.00	9,761.00	10,450.00	10,450.00	10,659.00	10,872.18	11,089.62	11,311.42
108 Pension/Police	132,328.15	144,784.98	152,057.00	152,679.00	153,641.00	153,641.00	165,352.45	183,940.15	187,618.95	191,371.33
109 Self Insurance Expense										
Total Personnel Services	3,044,330.75	3,370,013.75	3,564,694.00	3,505,693.00	3,624,766.00	3,612,355.00	3,687,890.95	3,797,764.78	3,895,805.56	3,997,132.28
COMMODITIES										
200 Inter-Fund Transfers										
201 Office Supplies	4,134.68	4,773.95	5,000.00	5,000.00	5,000.00	5,000.00	5,000.00	5,000.00	5,000.00	5,000.00
202 Books and Periodicals	327.90	270.00	500.00	500.00	500.00	500.00	500.00	500.00	500.00	500.00
203 Food Supplies	10.00	217.60	250.00	250.00	250.00	250.00	250.00	250.00	250.00	250.00
204 Wearing Apparel	13,989.78	15,658.12	20,500.00	14,500.00	22,500.00	14,500.00	12,000.00	12,000.00	12,000.00	12,000.00
205 Motor Vehicle Supplies	51,242.70	76,089.74	68,000.00	77,000.00	77,800.00	77,800.00	77,800.00	77,800.00	77,800.00	77,800.00
206 Lab and Maint Supplies	814.07	1,241.54	1,200.00	1,900.00	1,200.00	1,200.00	1,200.00	1,200.00	1,200.00	1,200.00
208 Chemical Supplies	80.49	74.00	300.00	600.00	300.00	300.00	300.00	300.00	300.00	300.00
211 Other Commodities	0.00	0.00	0.00	0.00	0.00	0.00	0.00	0.00	0.00	0.00
Total Commodities	70,599.62	98,324.95	95,750.00	99,750.00	107,550.00	99,550.00	97,050.00	97,050.00	97,050.00	97,050.00
CONTRACTUAL SERVICES										
301 Postage	2,768.04	2,393.64	3,000.00	3,000.00	3,000.00	3,000.00	3,000.00	3,000.00	3,000.00	3,000.00
302 Telephone	11,374.49	9,762.42	12,016.00	12,000.00	10,000.00	10,000.00	10,000.00	10,000.00	10,000.00	10,000.00
303 Prof Services-Other	0.00	0.00	2,550.00	0.00	2,000.00	2,000.00	2,000.00	2,000.00	2,000.00	2,000.00
304 Utilities	43,040.16	48,224.30	40,000.00	45,000.00	45,000.00	45,000.00	45,000.00	45,000.00	45,000.00	45,000.00
305 Insurance and Bonds		0.00	0.00	0.00	0.00	0.00	0.00	0.00	0.00	0.00
306 Rentals	0.00	0.00	250.00	0.00	250.00	250.00	250.00	250.00	250.00	250.00
307 Car Allowance	0.00	0.00	0.00	0.00	0.00	0.00	0.00	0.00	0.00	0.00
308 Legal Advertising	10.73	25.58	50.00	25.00	50.00	50.00	50.00	50.00	50.00	50.00
309 Printing	4,130.33	3,759.39	4,300.00	4,300.00	4,300.00	4,300.00	4,300.00	4,300.00	4,300.00	4,300.00
310 Dues and Subscriptions	736.68	1,015.28	1,000.00	1,000.00	1,000.00	1,000.00	1,000.00	1,000.00	1,000.00	1,000.00
311 Travel Expense	7,329.72	7,136.67	9,120.00	6,800.00	9,610.00	11,110.00	8,210.00	8,210.00	8,210.00	8,210.00
312 Towel and Cleaning Service	1,542.60	2,143.40	2,000.00	1,500.00	1,500.00	1,500.00	1,500.00	1,500.00	1,500.00	1,500.00
313 Training Assistance	13,216.66	7,443.47	11,300.00	9,000.00	9,340.00	10,040.00	6,840.00	6,840.00	6,840.00	6,840.00
314 Other Contractual Services	76,002.37	70,985.86	91,632.00	87,000.00	91,583.00	91,583.00	86,188.00	77,178.00	79,862.00	82,680.00
320 Prof Services-Auditing	0.00	0.00	0.00	0.00	0.00	0.00	0.00	0.00	0.00	0.00
321 Professional Services-Legal	5,623.00	5,523.55	2,000.00	4,827.00	2,000.00	2,000.00	2,000.00	2,000.00	2,000.00	2,000.00
Total Contractual Services	165,774.78	158,413.56	179,218.00	174,452.00	179,633.00	181,833.00	170,338.00	161,328.00	164,012.00	166,830.00
MAINTENANCE										
401 Building and Grounds										
409 Machine Equip and Tool Maint.	1,184.16	1,138.53	1,000.00	1,000.00	1,000.00	1,000.00	1,000.00	1,000.00	1,000.00	1,000.00
410 Motor Vehicle Maintenance	21,192.14	23,822.89	16,000.00	27,299.00	21,000.00	21,000.00	21,000.00	21,000.00	21,000.00	21,000.00
411 Radio Maintenance	3,171.29	3,810.37	2,500.00	3,000.00	2,000.00	2,000.00	2,000.00	2,000.00	2,000.00	2,000.00
412 Other Maintenance	1,003.06	799.43	1,000.00	1,000.00	1,000.00	1,000.00	1,000.00	1,000.00	1,000.00	1,000.00
Total Maintenance	26,550.65	29,571.22	20,500.00	32,299.00	25,000.00	25,000.00	25,000.00	25,000.00	25,000.00	25,000.00
OTHER CHARGES										
505 Other Charges	11,042.28	24,447.23	19,382.00	19,830.00	24,400.00	24,400.00	18,000.00	18,000.00	18,000.00	18,000.00
520 Emergency Expenditures										
Total Other Charges	11,042.28	24,447.23	19,382.00	19,830.00	24,400.00	24,400.00	18,000.00	18,000.00	18,000.00	18,000.00
CAPITAL OUTLAY										
610 Office Equipment										
613 Motor Vehicles	63,928.00	61,327.00	78,500.00	78,500.00	100,500.00	82,500.00	0.00	0.00	0.00	0.00
617 Radio Systems	0.00	0.00	0.00	0.00	7,800.00					
618 Other Capital Outlay	46,506.55	9,990.00	5,000.00	0.00	8,500.00	0.00	0.00	0.00	0.00	0.00
Total Capital Outlay	110,434.55	71,317.00	83,500.00	78,500.00	116,900.00	82,500.00	0.00	0.00	0.00	0.00

Budget Code & Classification	FY09-10 Actual	FY10-11 Actual	FY11-12 Budget	FY11-12 Estimate	FY12-13 Requested	FY12-13 Recommended	FY13-14 Projected	FY14-15 Projected	FY15-16 Projected	FY16-17 Projected
1-16-ANIMAL CONTROL GENERAL FUND										
CONTRACTUAL SERVICES										
314 Other Contractual Services	42,092.67	42,968.42	45,000.00	41,875.00	45,000.00	45,000.00	46,350.00	47,740.50	49,172.72	50,647.90
321 Professional Services-Legal		0.00	1,000.00	6,300.00	1,000.00	1,000.00	1,000.00	1,000.00	1,000.00	1,000.00
Total Contractual Services	42,092.67	42,968.42	46,000.00	48,175.00	46,000.00	46,000.00	47,350.00	48,740.50	50,172.72	51,647.90
TOTAL	42,092.67	42,968.42	46,000.00	48,175.00	46,000.00	46,000.00	47,350.00	48,740.50	50,172.72	51,647.90

Budget Code & Classification	FY09-10 Actual	FY10-11 Actual	FY11-12 Budget	FY11-12 Estimate	FY12-13 Requested	FY12-13 Recommended	FY13-14 Projected	FY14-15 Projected	FY15-16 Projected	FY16-17 Projected
1-17-FIRE GENERAL FUND										
PERSONNEL SERVICES										
101 Salaries - Full Time	129,722.49	137,299.79	185,602.00	135,602.00	137,523.00	137,523.00	140,273.46	143,078.93	145,940.51	148,859.32
102 Salaries - Part-Time										
103 Overtime Salaries	408.34	269.90	860.00	860.00	860.00	860.00	877.20	894.74	912.64	930.89
104 FICA	3,848.45	3,995.47	5,222.00	4,497.00	4,525.00	4,525.00	4,615.50	4,707.81	4,801.97	4,898.01
105 Employee Benefit - Insurance	27,430.11	26,546.77	36,348.00	23,653.00	32,283.00	31,551.00	34,219.98	36,273.18	38,449.57	40,756.54
107 Pension/Civilian	2,311.47	2,397.03	2,437.00	2,437.00	2,437.00	2,437.00	2,485.74	2,535.45	2,586.16	2,637.89
108 Pension/Fire	11,908.98	12,690.68	18,960.00	12,460.00	12,709.00	12,709.00	12,963.18	13,222.44	13,486.89	13,756.63
110 Excess Ins. Reimbursement										
111 Disability Insurance	4,954.35	4,954.35	4,955.00	4,955.00	4,955.00	4,955.00	4,955.00	4,955.00	4,955.00	4,955.00
Total Personnel Services	180,584.19	188,153.99	254,384.00	184,464.00	195,292.00	194,560.00	200,390.06	205,667.56	211,132.74	216,794.28
COMMODITIES										
201 Office Supplies	2,188.67	1,963.76	3,000.00	2,500.00	3,000.00	3,000.00	3,000.00	3,000.00	3,000.00	3,000.00
202 Books and Periodicals	40.20	83.15	1,500.00	1,000.00	1,500.00	1,500.00	1,500.00	1,500.00	1,500.00	1,500.00
203 Food Supplies	5,876.80	4,756.47	6,000.00	6,000.00	6,000.00	6,000.00	6,000.00	6,000.00	6,000.00	6,000.00
204 Wearing Apparel	10,195.21	13,374.27	12,800.00	10,000.00	12,800.00	12,800.00	12,800.00	12,800.00	12,800.00	12,800.00
205 Motor Vehicle Supplies	12,454.33	16,424.77	22,000.00	20,000.00	22,000.00	22,000.00	22,000.00	22,000.00	22,000.00	22,000.00
206 Lab and Maint Supplies	1,604.26	0.00	1,000.00	1,000.00	1,000.00	1,000.00	1,000.00	1,000.00	1,000.00	1,000.00
207 Janitor Supplies	672.18	1,327.05	1,350.00	1,350.00	1,350.00	1,350.00	1,350.00	1,350.00	1,350.00	1,350.00
208 Chemical Supplies	231.20	1,800.00	1,000.00	1,000.00	1,000.00	1,000.00	1,000.00	1,000.00	1,000.00	1,000.00
211 Other Commodities	1,274.32	11,726.95	15,850.00	15,000.00	26,000.00	18,500.00	18,500.00	18,500.00	18,500.00	18,500.00
215 Squad Supplies	9,928.43	14,356.13	11,500.00	11,500.00	15,000.00	15,000.00	15,000.00	15,000.00	15,000.00	15,000.00
Total Commodities	44,463.60	65,812.55	76,000.00	69,350.00	89,650.00	82,150.00	82,150.00	82,150.00	82,150.00	82,150.00
CONTRACTUAL SERVICES										
301 Postage	771.97	720.18	1,000.00	600.00	1,000.00	1,000.00	1,000.00	1,000.00	1,000.00	1,000.00
302 Telephone	6,841.63	6,659.50	5,919.00	5,919.00	5,919.00	5,919.00	5,919.00	5,919.00	5,919.00	5,919.00
303 Prof Services-Other	1,995.00	3,122.00	3,500.00	3,200.00	3,500.00	3,500.00	3,500.00	3,500.00	3,500.00	3,500.00
304 Utilities	50,985.97	53,870.31	60,000.00	60,000.00	60,000.00	60,000.00	60,000.00	60,000.00	60,000.00	60,000.00
305 Insurance and Bonds										
307 Car Allowance	4,800.00	4,800.00	6,000.00	6,000.00	6,000.00	6,000.00	6,000.00	6,000.00	6,000.00	6,000.00
308 Legal Advertising	72.60	10.31	300.00	200.00	300.00	300.00	300.00	300.00	300.00	300.00
309 Printing	2,354.63	5,802.65	6,500.00	6,000.00	6,500.00	6,500.00	6,500.00	6,500.00	6,500.00	6,500.00
310 Dues and Subscriptions	2,487.06	2,821.66	2,200.00	2,200.00	2,200.00	2,200.00	2,200.00	2,200.00	2,200.00	2,200.00
311 Travel Expense	5,865.10	10,414.48	17,948.00	16,000.00	17,948.00	17,948.00	17,948.00	17,948.00	17,948.00	17,948.00
313 Training Assistance	16,920.20	29,837.63	46,220.00	46,220.00	45,220.00	45,220.00	45,220.00	45,220.00	45,220.00	45,220.00
314 Other Contractual Services	48,127.71	59,600.64	79,132.00	79,132.00	97,822.00	81,822.00	84,257.00	86,813.00	89,497.00	92,315.00
320 Prof Services-Auditing	0.00	0.00	0.00	0.00	0.00	0.00	0.00	0.00	0.00	0.00
321 Professional Services-Legal	5,063.60	325.50	600.00	400.00	600.00	600.00	600.00	600.00	600.00	600.00
Total Contractual Services	146,285.47	177,984.86	229,319.00	225,871.00	247,009.00	231,009.00	233,444.00	236,000.00	238,684.00	241,502.00
MAINTENANCE										
401 Building and Grounds		33.56	15,000.00	0.00	0.00	0.00	0.00	0.00	0.00	0.00
409 Machine Equip and Tool Maint.	4,571.87	8,347.63	3,750.00	3,750.00	3,750.00	3,750.00	3,750.00	3,750.00	3,750.00	3,750.00
410 Motor Vehicle Maintenance	34,163.10	7,888.53	15,000.00	11,000.00	15,000.00	15,000.00	15,000.00	15,000.00	15,000.00	15,000.00
411 Radio Maintenance	19,747.67	10,368.67	22,500.00	20,000.00	20,000.00	20,000.00	20,000.00	20,000.00	20,000.00	20,000.00
412 Other Maintenance	113.63	109.98	0.00	0.00	0.00	0.00	0.00	0.00	0.00	0.00
Total Maintenance	58,596.27	26,748.37	41,250.00	34,750.00	38,750.00	38,750.00	38,750.00	38,750.00	38,750.00	38,750.00
OTHER CHARGES										
505 Other Charges	12,305.33	9,613.98	22,250.00	22,250.00	18,250.00	18,250.00	13,250.00	13,250.00	13,250.00	13,250.00
520 Emergency Expenditures				15,000.00	2,500.00	2,500.00	2,500.00	2,500.00	2,500.00	2,500.00
Total Other Charges	12,305.33	9,613.98	22,250.00	37,250.00	20,750.00	20,750.00	15,750.00	15,750.00	15,750.00	15,750.00
CAPITAL OUTLAY										
610 Office Equipment	0.00	0.00	0.00	0.00	0.00	0.00	0.00	0.00	0.00	0.00
611 Machines and Tools	0.00	0.00	0.00	0.00	0.00	0.00	0.00	0.00	0.00	0.00
613 Motor Vehicles	0.00	144,960.00	0.00	0.00						
615 Fire Hose										
617 Radio Systems										
618 Other Capital Outlay	27,263.22	13,243.85	15,000.00	0.00	0.00	0.00	0.00	0.00	0.00	0.00
Total Capital Outlay	27,263.22	158,203.85	15,000.00	0.00	0.00	0.00	0.00	0.00	0.00	0.00

8/28/2012 3:40 PM TOTAL 469,498.08 626,517.60 638,203.00 551,684.00 591,451.00 567,219.00 570,484.06 578,317.56 586,469.74 594,946.28

8

13StateFINAL28

Budget Code & Classification	FY09-10 Actual	FY10-11 Actual	FY11-12 Budget	FY11-12 Estimate	FY12-13 Requested	FY12-13 Recommended	FY13-14 Projected	FY14-15 Projected	FY15-16 Projected	FY16-17 Projected
1-18-COMMUNITY DEVELOPMENT GENERAL FUND										
PERSONNEL SERVICES										
101 Salaries - Full Time	310,496.56	338,718.20	338,259.00	338,259.00	343,050.00	343,050.00	349,911.00	356,909.22	364,047.40	371,328.35
102 Salaries - Part-Time	9,745.50	6,579.07	18,207.00	18,207.00	18,958.00	18,958.00	19,337.16	19,723.90	20,118.38	20,520.75
103 Overtime Salaries	1,081.09	1,235.93	624.00	624.00	636.00	636.00	648.72	661.69	674.93	688.43
104 FICA	23,900.38	25,315.32	27,317.00	27,317.00	27,742.00	27,742.00	28,296.84	28,862.78	29,440.03	30,028.83
105 Employee Benefit - Insurance	38,973.57	74,152.66	78,186.00	78,186.00	77,439.00	76,246.00	82,085.34	87,010.46	92,231.09	97,764.95
107 Civilian Pension City's Exp	18,676.57	20,134.07	20,333.00	20,333.00	20,621.00	20,621.00	21,033.42	21,454.09	21,883.17	22,320.83
108 Pension/ICMA	0.00	0.00	0.00	0.00	0.00	0.00	0.00	0.00	0.00	0.00
109 Self Insurance Expense										
Total Personnel Services	402,873.67	466,135.25	482,926.00	482,926.00	488,446.00	487,252.00	501,312.48	514,622.14	528,395.00	542,652.15
COMMODITIES										
200 Inter-Fund Transfers	0.00	0.00	0.00	0.00	0.00	0.00	0.00	0.00	0.00	0.00
201 Office Supplies	7,542.39	8,791.41	4,500.00	7,500.00	4,500.00	4,500.00	4,500.00	4,500.00	4,500.00	4,500.00
202 Books and Periodicals	408.25	996.95	1,000.00	1,000.00	1,000.00	1,000.00	1,000.00	1,000.00	1,000.00	1,000.00
203 Food Supplies	171.38	77.92	350.00	350.00	350.00	350.00	350.00	350.00	350.00	350.00
204 Wearing Apparel	1,195.26	923.54	1,500.00	900.00	1,500.00	1,500.00	1,500.00	1,500.00	1,500.00	1,500.00
205 Motor Vehicle Supplies	2,513.31	2,301.39	2,000.00	3,000.00	3,000.00	3,000.00	3,000.00	3,000.00	3,000.00	3,000.00
211 Other Commodities	15.28	0.00	0.00	0.00	0.00	0.00	0.00	0.00	0.00	0.00
Total Commodities	11,845.87	13,091.21	9,350.00	12,750.00	10,350.00	10,350.00	10,350.00	10,350.00	10,350.00	10,350.00
CONTRACTUAL SERVICES										
301 Postage	3,630.65	2,390.80	3,000.00	3,000.00	3,000.00	3,000.00	3,000.00	3,000.00	3,000.00	3,000.00
302 Telephone	111.64	324.40	1,690.00	1,300.00	1,500.00	1,500.00	1,500.00	1,500.00	1,500.00	1,500.00
303 Prof Services-Other	53,850.77	37,393.32	41,000.00	35,000.00	40,000.00	40,000.00	40,000.00	40,000.00	40,000.00	40,000.00
305 Insurance and Bonds	0.00	0.00	0.00	0.00	0.00	0.00	0.00	0.00	0.00	0.00
307 Car Allowance	650.00	1,200.00	720.00	720.00	720.00	720.00	720.00	720.00	720.00	720.00
308 Legal Advertising	2,243.39	2,076.71	2,000.00	2,000.00	2,000.00	2,000.00	2,000.00	2,000.00	2,000.00	2,000.00
309 Printing	8,648.91	2,959.82	4,000.00	4,000.00	4,000.00	4,000.00	4,000.00	4,000.00	4,000.00	4,000.00
310 Dues and Subscriptions	1,793.60	1,869.69	1,200.00	1,200.00	1,200.00	1,200.00	1,200.00	1,200.00	1,200.00	1,200.00
311 Travel Exp(Net)/Mileage	4,512.38	9,130.58	8,890.00	8,000.00	12,305.00	12,305.00	12,305.00	12,305.00	12,305.00	12,305.00
313 Training	3,188.98	7,091.60	8,815.00	7,500.00	7,135.00	7,135.00	7,135.00	7,135.00	7,135.00	7,135.00
314 Other Contractual	18,144.96	27,719.72	21,960.00	10,500.00	44,910.00	19,910.00	44,910.00	44,910.00	44,910.00	44,910.00
320 Prof Services-auditing	0.00	0.00	0.00	0.00	0.00	0.00	0.00	0.00	0.00	0.00
321 Professional Services-legal	154,409.94	78,407.48	50,000.00	115,000.00	75,000.00	75,000.00	75,000.00	75,000.00	75,000.00	75,000.00
413 Cadd Mapping Grant										
Total Contractual Services	251,185.22	170,564.12	143,275.00	188,220.00	191,770.00	166,770.00	191,770.00	191,770.00	191,770.00	191,770.00
MAINTENANCE										
410 Motor Vehicle Maintenance	163.30	370.33	500.00	500.00	500.00	500.00	500.00	500.00	500.00	500.00
411 Radio Maintenance	0.00	238.00	350.00	150.00	350.00	350.00	350.00	350.00	350.00	350.00
412 Other Maintenance										
Total Maintenance	163.30	608.33	850.00	650.00	850.00	850.00	850.00	850.00	850.00	850.00
OTHER CHARGES										
505 Other	27,137.09	5,170.86	11,400.00	10,000.00	8,500.00	8,500.00	10,000.00	10,000.00	10,000.00	10,000.00
509 Refunds										
Total Other Charges	27,137.09	5,170.86	11,400.00	10,000.00	8,500.00	8,500.00	10,000.00	10,000.00	10,000.00	10,000.00
CAPITAL OUTLAY										
610 Office Equipment										
613 Motor Vehicle										
617 Radio Systems		0.00								
618 Other Capital Outlay										
Total Capital Outlay	0.00	0.00	0.00	0.00	0.00	0.00	0.00	0.00	0.00	0.00
TOTAL	693,205.15	655,569.77	647,801.00	694,546.00	699,916.00	673,722.00	714,282.48	727,592.14	741,365.00	755,622.15

Budget Code & Classification	FY09-10 Actual	FY10-11 Actual	FY11-12 Budget	FY11-12 Estimate	FY12-13 Requested	FY12-13 Recommended	FY13-14 Projected	FY14-15 Projected	FY15-16 Projected	FY16-17 Projected
*Thirty percent of the Streets Administration Fund is allocated to Sewer Fund 02-41.										
1-19-STREET ADMINISTRATION GENERAL FUND										
PERSONNEL SERVICES										
101 Salaries - Full-Time	123,532.74	163,827.44	161,247.00	161,247.00	162,814.00	162,814.00	166,070.28	169,391.69	172,779.52	176,235.11
102 Salaries - Part-Time	8,628.48	9,510.15	9,504.00	9,504.00	22,660.00	22,660.00	23,113.20	23,575.46	24,046.97	24,527.91
103 Overtime Salaries	602.27	295.20	410.00	615.00	1,233.00	936.00	954.72	973.81	993.29	1,013.16
104 FICA	9,544.85	12,709.83	13,094.00	13,094.00	14,220.00	14,220.00	14,504.40	14,794.49	15,090.38	15,392.19
105 Insurance Charges	16,130.30	25,395.34	12,820.00	12,820.00	13,580.00	13,251.00	14,394.80	15,258.49	16,174.00	17,144.44
106 Other Personnel Services	0.00	0.00	0.00	0.00	0.00	0.00	0.00	0.00	0.00	0.00
107 Pension	7,448.10	9,847.38	9,699.00	9,699.00	9,794.00	9,794.00	9,989.88	10,189.68	10,393.47	10,601.34
108 Pension/ICMA	0.00	0.00	0.00	0.00	0.00	0.00	0.00	0.00	0.00	0.00
109 Self Insurance Expense	0.00	0.00	0.00	0.00	0.00	0.00	0.00	0.00	0.00	0.00
Total Personnel Services	165,886.74	221,585.34	206,774.00	206,979.00	224,301.00	223,675.00	229,027.28	234,183.62	239,477.63	244,914.14
COMMODITIES										
200 Inter-Fund Transfers										
201 Office Supplies	282.40	78.73	80.00	80.00	120.00	80.00	80.00	80.00	80.00	80.00
Total Commodities	282.40	78.73	80.00	80.00	120.00	80.00	80.00	80.00	80.00	80.00
CONTRACTUAL SERVICES										
302 Tele/Cell/Pager	1,040.18	1,050.00	1,008.00	1,008.00	1,008.00	1,008.00	1,008.00	1,008.00	1,008.00	1,008.00
303 Prof Services - Other	87.50	62.90	0.00	0.00	0.00	0.00	0.00	0.00	0.00	0.00
307 Car Allowance	0.00	582.70	0.00	0.00	0.00	0.00	0.00	0.00	0.00	0.00
308 Legal Advertising	0.00	0.00	0.00	0.00	0.00	0.00	0.00	0.00	0.00	0.00
309 Printing	127.24	75.00	42.00	42.00	42.00	42.00	42.00	42.00	42.00	42.00
310 Dues & Subscriptions	136.05	244.93	405.00	405.00	329.00	329.00	405.00	329.00	405.00	329.00
311 Travel & Mileage	1,788.84	1,284.47	1,341.00	1,341.00	1,524.00	1,524.00	1,341.00	1,341.00	1,341.00	1,341.00
312 Uniform Cleaning	0.00	0.00	0.00	0.00	0.00	0.00	0.00	0.00	0.00	0.00
313 Training Assistance	1,287.88	1,189.30	1,572.00	1,572.00	1,694.00	1,624.00	1,694.00	1,694.00	1,694.00	1,694.00
314 Other Contractual Services	2,758.61	3,485.69	3,485.00	3,485.00	3,485.00	3,485.00	3,485.00	3,485.00	3,485.00	3,485.00
320 Prof Services-Auditing	0.00	0.00	0.00	0.00	0.00	0.00	0.00	0.00	0.00	0.00
321 Professional Services-Legal	0.00	0.00	0.00	0.00	0.00	0.00	0.00	0.00	0.00	0.00
Total Contractual Services	7,226.30	7,974.99	7,853.00	7,853.00	8,082.00	8,012.00	7,975.00	7,899.00	7,975.00	7,899.00
OTHER CHARGES										
505 Other	610.89	72.22	140.00	140.00	140.00	140.00	140.00	140.00	140.00	140.00
509 Refunds										
Total Other Charges	610.89	72.22	140.00	140.00	140.00	140.00	140.00	140.00	140.00	140.00
CAPITAL OUTLAY										
618 Other Capital Outlay	0.00	22,168.00								
Total Capital Outlay	0.00	22,168.00	0.00	0.00	0.00	0.00	0.00	0.00	0.00	0.00
TOTAL	174,006.33	251,879.28	214,847.00	215,052.00	232,643.00	231,907.00	237,222.28	242,302.62	247,672.63	253,033.14
*Thirty percent of the Streets Administration Fund is allocated to Sewer Fund 02-41.										

Budget Code & Classification	FY09-10 Actual	FY10-11 Actual	FY11-12 Budget	FY11-12 Estimate	FY12-13 Requested	FY12-13 Recommended	FY13-14 Projected	FY14-15 Projected	FY15-16 Projected	FY16-17 Projected
1-20-STREETS OPERATING GENERAL FUND										
PERSONNEL SERVICES										
101 Salaries - Full-Time	601,141.23	670,955.46	674,824.00	674,824.00	695,598.00	678,761.00	692,336.22	706,182.94	720,306.60	734,712.74
102 Salaries - Part-Time	34,200.38	38,020.83	55,000.00	55,000.00	67,000.00	67,000.00	68,340.00	69,706.80	71,100.94	72,522.95
103 Overtime Salaries	37,648.17	41,646.63	27,944.00	25,000.00	33,130.00	32,523.00	33,173.46	33,836.93	34,513.67	35,203.94
104 FICA	49,049.44	54,798.54	57,979.00	57,744.00	60,704.00	59,570.00	60,761.40	61,976.63	63,216.16	64,480.48
105 Insurance Charges	143,440.58	168,441.95	186,270.00	165,553.00	198,750.00	185,505.26	196,741.58	208,546.07	221,058.83	234,322.36
106 Other Personnel Services	0.00	0.00	0.00	0.00	0.00	0.00	0.00	0.00	0.00	0.00
107 Pension	38,231.83	42,721.39	42,166.00	41,989.00	43,724.00	42,677.00	43,530.54	44,401.15	45,289.17	46,194.96
109 Self Insurance Expense	0.00	0.00	0.00	0.00	0.00	0.00	0.00	0.00	0.00	0.00
110 Excess Ins Reimbursement	0.00	0.00	0.00	0.00	0.00	0.00	0.00	0.00	0.00	0.00
Total Personnel Services	903,711.63	1,016,584.80	1,044,183.00	1,020,110.00	1,098,906.00	1,066,136.26	1,094,883.20	1,124,650.52	1,155,485.38	1,187,437.44
COMMODITIES										
201 Office Supplies	1,029.07	1,019.33	1,000.00	1,000.00	1,000.00	1,000.00	1,000.00	1,000.00	1,000.00	1,000.00
202 Books and Periodicals	0.00	0.00	0.00	0.00	0.00	0.00	0.00	0.00	0.00	0.00
203 Food Supplies	118.77	93.93	170.00	170.00	170.00	170.00	170.00	170.00	170.00	170.00
204 Wearing Apparel	1,748.49	1,914.19	2,750.00	2,750.00	2,750.00	2,350.00	2,350.00	2,350.00	2,350.00	2,350.00
205 Motor Vehicle Supplies	71,389.65	85,955.42	67,950.00	67,950.00	69,950.00	69,950.00	67,450.00	67,450.00	67,450.00	67,450.00
206 Lab and Maint Supplies	2,288.15	2,337.18	3,000.00	3,000.00	3,000.00	3,000.00	3,000.00	3,000.00	3,000.00	3,000.00
207 Janitor Supplies	1,362.70	1,548.82	1,300.00	1,300.00	1,300.00	1,300.00	1,300.00	1,300.00	1,300.00	1,300.00
208 Chemical Supplies	0.00	0.00	0.00	0.00	0.00	0.00	0.00	0.00	0.00	0.00
209 Welding Supplies	1,699.89	858.45	1,700.00	2,000.00	1,700.00	1,700.00	1,700.00	1,700.00	1,700.00	1,700.00
211 Other Commodities	0.00	0.00	0.00	0.00	0.00	0.00	0.00	0.00	0.00	0.00
Total Commodities	79,636.72	93,727.32	77,870.00	78,170.00	79,870.00	79,470.00	76,970.00	76,970.00	76,970.00	76,970.00
CONTRACTUAL SERVICES										
301 Postage	852.69	661.96	595.00	595.00	595.00	595.00	595.00	595.00	595.00	595.00
302 Telephone	2,821.47	2,739.21	3,632.00	3,632.00	3,632.00	3,632.00	3,632.00	3,632.00	3,632.00	3,632.00
303 Prof Services-Other	19,510.03	12,522.92	5,120.00	5,120.00	5,120.00	5,120.00	5,120.00	5,120.00	5,120.00	5,120.00
304 Utilities	381,868.88	395,738.57	396,730.00	396,730.00	385,730.00	385,730.00	385,730.00	385,730.00	385,730.00	385,730.00
306 Rentals	0.00	0.00	0.00	0.00	0.00	0.00	0.00	0.00	0.00	0.00
308 Legal Advertising	7.01	70.15	50.00	50.00	50.00	50.00	50.00	50.00	50.00	50.00
309 Printing	1,997.11	1,946.91	2,225.00	2,225.00	2,525.00	2,525.00	2,225.00	2,225.00	2,225.00	2,225.00
310 Dues and Subscriptions	492.90	638.88	594.00	700.00	594.00	594.00	594.00	594.00	594.00	594.00
311 Travel Expense	2,630.93	4,067.00	5,500.00	5,500.00	5,050.00	5,050.00	4,050.00	4,050.00	4,050.00	4,050.00
312 Towel and Cleaning Service	5,312.42	5,139.50	5,749.00	5,749.00	5,850.00	5,850.00	5,650.00	5,650.00	5,650.00	5,650.00
313 Training Assistance	2,945.00	3,118.00	4,075.00	4,075.00	7,655.00	7,655.00	5,325.00	5,325.00	5,325.00	5,325.00
314 Other Contractual Services	121,628.65	131,847.40	139,151.00	139,161.00	140,826.00	140,826.00	122,607.00	51,727.00	34,530.00	34,160.00
320 Prof Services-Auditing	0.00	0.00	0.00	0.00	0.00	0.00	0.00	0.00	0.00	0.00
321 Professional Services-Legal	486.10	1,575.00	1,000.00	1,000.00	1,000.00	1,000.00	1,000.00	1,000.00	1,000.00	1,000.00
Total Contractual Services	540,553.19	560,065.50	564,421.00	564,527.00	558,627.00	558,427.00	536,578.00	465,698.00	448,501.00	448,131.00
MAINTENANCE										
401 Buildings and Grounds	6,066.29	7,250.73	14,600.00	16,000.00	27,200.00	22,400.00	11,300.00	6,500.00	6,500.00	6,500.00
406 Storm Sewers	14.75	112.07	1,500.00	1,500.00	1,500.00	1,500.00	1,500.00	1,500.00	1,500.00	1,500.00
407 Sidewalk & Curb Maint	0.00	205.35	6,000.00	6,000.00	6,000.00	6,000.00	6,000.00	6,000.00	6,000.00	6,000.00
408 Street Maintenance	56,602.38	68,805.30	73,609.00	73,609.00	72,109.00	72,109.00	72,109.00	72,109.00	72,109.00	72,109.00
409 Machine Equip and Tool Maint.	4,670.84	2,701.12	3,500.00	3,500.00	3,500.00	3,500.00	3,500.00	3,500.00	3,500.00	3,500.00
410 Motor Vehicle Maintenance	55,889.15	55,046.14	46,660.00	46,660.00	53,910.00	53,910.00	45,910.00	45,910.00	45,910.00	45,910.00
411 Radio Maintenance	194.00	276.00	250.00	830.00	250.00	250.00	250.00	250.00	250.00	250.00
412 Winter Maintenance	80,048.12	134,705.27	77,768.00	77,768.00	76,098.00	76,098.00	76,098.00	76,098.00	76,098.00	76,098.00
413 Traffic Signs	18,391.18	54,212.47	27,663.00	42,078.00	26,800.00	26,800.00	26,800.00	26,800.00	26,800.00	26,800.00
Total Maintenance	221,876.71	323,314.45	251,550.00	267,945.00	267,367.00	262,567.00	243,467.00	238,667.00	238,667.00	238,667.00
OTHER CHARGES										
505 Other Charges	25.12	1,285.03	400.00	400.00	400.00	400.00	400.00	400.00	400.00	400.00
Total Other Charges	25.12	1,285.03	400.00	400.00	400.00	400.00	400.00	400.00	400.00	400.00
CAPITAL OUTLAY										
613 Motor Vehicles					128,000.00					
614 Road Machinery		134,100.00			310,000.00					
618 Other Capital Outlay	14,747.00	0.00	37,000.00	28,960.00	323,700.00	40,000.00				
Total Capital Outlay	14,747.00	134,100.00	37,000.00	28,960.00	761,700.00	40,000.00	0.00	0.00	0.00	0.00
8/28/2012 BOCAM	1,760,550.37	2,129,077.10	1,975,424.00	1,960,122.00	2,766,870.00	2,007,000.26	1,952,298.20	1,906,385.52	1,920,023.30	1,961,468.44

Budget Code & Classification	FY09-10 Actual	FY10-11 Actual	FY11-12 Budget	FY11-12 Estimate	FY12-13 Requested	FY12-13 Recommended	FY13-14 Projected	FY14-15 Projected	FY15-16 Projected	FY16-17 Projected
1-22-PARK MAINTENANCE GENERAL FUND										
PERSONNEL SERVICES										
101 Salaries - Full-Time	311,695.66	327,708.95	331,353.00	331,353.00	339,417.00	339,417.00	346,205.34	353,129.45	360,192.04	367,395.88
102 Salaries - Part-Time	62,873.48	64,347.41	69,700.00	69,700.00	69,700.00	69,700.00	71,094.00	72,515.88	73,966.20	75,445.52
103 Overtime Salaries	21,258.56	20,501.75	16,170.00	12,000.00	18,600.00	18,600.00	18,972.00	19,351.44	19,738.47	20,133.24
104 FICA	29,044.33	30,325.36	31,918.00	31,599.00	32,720.00	32,720.00	33,374.40	34,041.89	34,722.73	35,417.18
105 Insurance Charges	65,144.87	87,269.56	83,346.00	68,833.00	67,589.00	66,834.00	71,644.34	75,943.00	80,499.58	85,329.56
106 Other Personnel Services	0.00	0.00	0.00	0.00	0.00	0.00	0.00	0.00	0.00	0.00
107 Pension	19,804.75	20,808.33	20,852.00	20,601.00	21,482.00	21,482.00	21,911.64	22,349.87	22,796.87	23,252.81
109 Self Insurance Expense	0.00	0.00	0.00	0.00	0.00	0.00	0.00	0.00	0.00	0.00
110 Excess Ins Reimb	0.00	0.00	0.00	0.00	0.00	0.00	0.00	0.00	0.00	0.00
Total Personnel Services	509,821.65	550,961.36	553,339.00	534,086.00	549,508.00	547,763.00	563,201.72	577,331.53	591,915.88	606,974.18
COMMODITIES										
200 Inter-Fund Transfers										
202 Books and Periodicals										
203 Food Supplies	71.02	28.08	60.00	70.00	70.00	70.00	70.00	70.00	70.00	70.00
204 Wearing Apparel	1,731.21	1,514.59	1,345.00	1,700.00	1,610.00	1,610.00	1,610.00	1,610.00	1,610.00	1,610.00
205 Motor Vehicle Supplies	29,081.35	35,122.49	20,360.00	25,000.00	24,760.00	24,760.00	24,760.00	24,760.00	24,760.00	24,760.00
206 Lab and Maint Supplies	2,036.75	1,027.12	2,700.00	2,728.00	2,700.00	2,700.00	2,700.00	2,700.00	2,700.00	2,700.00
207 Janitor Supplies	1,043.85	1,093.20	1,000.00	1,000.00	1,000.00	1,000.00	1,000.00	1,000.00	1,000.00	1,000.00
208 Chemical Supplies	1,902.50	1,675.00	3,150.00	3,150.00	2,650.00	2,650.00	2,650.00	2,650.00	2,650.00	2,650.00
209 Welding Supplies	0.00	0.00	0.00	0.00	0.00	0.00	0.00	0.00	0.00	0.00
210 Botanical Supplies	8,934.50	8,989.00	9,000.00	9,000.00	9,000.00	9,000.00	9,000.00	9,000.00	9,000.00	9,000.00
211 Other Commodities	0.00	0.00	0.00	0.00	0.00	0.00	0.00	0.00	0.00	0.00
Total Commodities	44,801.18	49,449.48	37,615.00	42,648.00	41,790.00	41,790.00	41,790.00	41,790.00	41,790.00	41,790.00
CONTRACTUAL SERVICES										
301 Postage	41.57	22.30	35.00	35.00	35.00	35.00	35.00	35.00	35.00	35.00
302 Telephone-Cellular-Pager	600.00	780.00	1,440.00	1,440.00	1,440.00	1,440.00	1,440.00	1,440.00	1,440.00	1,440.00
303 Prof Services-Other	4,402.14	3,430.50	1,620.00	1,620.00	1,620.00	1,620.00	1,620.00	1,620.00	1,620.00	1,620.00
304 Utilities	13,113.69	16,000.33	11,025.00	14,820.00	15,025.00	15,025.00	15,025.00	15,025.00	15,025.00	15,025.00
305 Insurance and Bonds	0.00	0.00	0.00	0.00	0.00	0.00	0.00	0.00	0.00	0.00
307 Auto Allowance	0.00	480.00	0.00	0.00	0.00	0.00	0.00	0.00	0.00	0.00
308 Legal Advertising	0.00	0.00	100.00	100.00	100.00	100.00	100.00	100.00	100.00	100.00
309 Printing	230.54	208.98	100.00	100.00	100.00	100.00	100.00	100.00	100.00	100.00
310 Dues and Subscriptions	524.64	591.32	600.00	600.00	600.00	600.00	600.00	600.00	600.00	600.00
311 Travel Expense	1,133.12	906.04	1,886.00	1,886.00	3,538.00	3,538.00	2,243.00	2,243.00	2,243.00	2,243.00
312 Towel and Cleaning Service	1,971.04	1,917.60	1,968.00	1,968.00	1,968.00	1,968.00	1,968.00	1,968.00	1,968.00	1,968.00
313 Training Assistance	1,590.00	1,685.00	5,215.00	5,215.00	2,975.00	2,975.00	2,575.00	2,575.00	2,575.00	2,575.00
314 Other Contractual Services	38,467.60	38,213.53	34,974.00	34,974.00	23,266.00	23,266.00	22,469.00	22,724.00	22,993.00	23,275.00
320 Prof Services-Auditing										
321 Professional Services-Legal										
Total Contractual Services	62,074.34	64,235.60	58,963.00	62,758.00	50,667.00	50,667.00	48,175.00	48,430.00	48,699.00	48,981.00
MAINTENANCE										
401 Building and Grounds	16,350.71	26,603.51	18,700.00	28,700.00	18,450.00	18,450.00	18,450.00	18,450.00	18,450.00	18,450.00
407 Sidewalk & Curb Maint	0.00	0.00	0.00	0.00	0.00	0.00	0.00	0.00	0.00	0.00
408 Street Maintenance	0.00	0.00	0.00	0.00	0.00	0.00	0.00	0.00	0.00	0.00
409 Machine Equip and Tool Maint.	2,702.93	2,552.93	3,000.00	3,000.00	3,000.00	3,000.00	3,000.00	3,000.00	3,000.00	3,000.00
410 Motor Vehicle Maintenance	24,217.07	30,573.04	25,350.00	27,500.00	27,500.00	27,500.00	27,500.00	27,500.00	27,500.00	27,500.00
411 Radio Maintenance	155.63	131.65	150.00	205.00	150.00	150.00	150.00	150.00	150.00	150.00
412 Other Maintenance	0.00	3,541.14	5,000.00	6,000.00	8,000.00	6,000.00	6,000.00	6,000.00	6,000.00	6,000.00
Total Maintenance	43,426.34	63,402.27	52,200.00	65,405.00	57,100.00	55,100.00	55,100.00	55,100.00	55,100.00	55,100.00
OTHER CHARGES										
505 Other Charges	2,390.66	3,039.59	2,900.00	2,900.00	2,900.00	400.00	2,900.00	2,900.00	2,900.00	2,900.00
Total Other Charges	2,390.66	3,039.59	2,900.00	2,900.00	2,900.00	400.00	2,900.00	2,900.00	2,900.00	2,900.00
CAPITAL OUTLAY										
613 Motor Vehicle			0.00	0.00	64,000.00	49,000.00				
617 Radio Systems										
618 Other Capital Outlay	4,954.88	12,711.48	19,900.00	17,950.00	416,000.00	0.00	0.00	0.00	0.00	0.00
Total Capital Outlay	4,954.88	12,711.48	19,900.00	17,950.00	480,000.00	49,000.00	0.00	0.00	0.00	0.00

Budget Code & Classification	FY09-10 Actual	FY10-11 Actual	FY11-12 Budget	FY11-12 Estimate	FY12-13 Requested	FY12-13 Recommended	FY13-14 Projected	FY14-15 Projected	FY15-16 Projected	FY16-17 Projected
1-23-RECREATION GENERAL FUND										
PERSONNEL SERVICES										
101 Salaries - Full-Time	231,692.50	245,225.41	246,704.00	246,704.00	247,213.00	247,213.00	252,157.26	257,200.41	262,344.41	267,591.30
102 Salaries - Part-Time	44,722.41	59,814.66	64,583.00	61,183.00	66,540.00	66,540.00	66,850.80	68,187.82	69,551.57	70,942.60
103 Salaries - Overtime	477.12	524.81	363.00	363.00	361.00	361.00	368.22	375.58	383.10	390.76
104 FICA	19,875.00	22,042.51	23,842.00	23,842.00	23,953.00	23,953.00	24,432.06	24,920.70	25,419.12	25,927.50
105 Insurance Charges	46,265.37	49,891.01	50,333.00	50,333.00	43,962.00	42,821.00	46,599.72	49,395.70	52,359.45	55,501.01
106 Personnel Services	0.00	0.00	0.00	0.00	0.00	0.00	0.00	0.00	0.00	0.00
107 Pension	13,929.94	14,740.85	14,824.00	14,824.00	14,854.00	14,854.00	15,151.08	15,454.10	15,763.18	16,078.45
109 Self Insurance Expense	0.00	0.00	0.00	0.00	0.00	0.00	0.00	0.00	0.00	0.00
Total Personnel Services	356,962.34	392,239.25	400,649.00	397,249.00	395,883.00	394,742.00	405,559.14	415,534.31	425,820.83	436,431.62
COMMODITIES										
201 Office Supplies	3,177.10	3,007.23	2,100.00	2,100.00	2,100.00	2,100.00	2,100.00	2,100.00	2,100.00	2,100.00
202 Books and Periodicals	0.00	0.00	0.00	0.00	0.00	0.00	0.00	0.00	0.00	0.00
203 Food Supplies	2,114.55	1,963.33	2,221.00	2,221.00	3,721.00	3,721.00	3,721.00	3,721.00	3,721.00	3,721.00
204 Wearing Apparel	7,772.27	12,253.10	11,750.00	11,750.00	11,750.00	11,750.00	11,750.00	11,750.00	11,750.00	11,750.00
205 Motor Vehicle Supplies	139.40	218.05	250.00	250.00	250.00	250.00	250.00	250.00	250.00	250.00
207 Janitorial Supplies	0.00	0.00	0.00	0.00	0.00	0.00	0.00	0.00	0.00	0.00
208 Chemical Supplies	0.00	0.00	0.00	0.00	0.00	0.00	0.00	0.00	0.00	0.00
211 Other Commodities	7,496.42	10,202.14	13,500.00	13,500.00	12,000.00	12,000.00	12,000.00	12,000.00	12,000.00	12,000.00
Total Commodities	20,699.74	27,643.85	29,821.00	29,821.00	29,821.00	29,821.00	29,821.00	29,821.00	29,821.00	29,821.00
CONTRACTUAL SERVICES										
301 Postage	2,302.88	2,326.94	2,450.00	2,450.00	2,450.00	2,450.00	2,450.00	2,450.00	2,450.00	2,450.00
302 Telephone	1,571.40	1,571.40	2,660.00	2,660.00	2,660.00	2,660.00	2,660.00	2,660.00	2,660.00	2,660.00
303 Prof Services-Other	70.00	560.00	500.00	500.00	500.00	500.00	500.00	500.00	500.00	500.00
304 Utilities	41,370.93	42,563.15	37,500.00	40,900.00	40,900.00	40,900.00	40,900.00	40,900.00	40,900.00	40,900.00
305 Insurance and Bonds	0.00	0.00	0.00	0.00	0.00	0.00	0.00	0.00	0.00	0.00
306 Rentals	213.14	550.95	300.00	300.00	300.00	300.00	300.00	300.00	300.00	300.00
307 Auto Allowance	0.00	882.00	1,440.00	1,440.00	1,440.00	1,440.00	1,440.00	1,440.00	1,440.00	1,440.00
308 Legal Advertising	677.01	490.75	3,000.00	3,000.00	3,000.00	3,000.00	3,000.00	3,000.00	3,000.00	3,000.00
309 Printing	2,329.16	2,393.19	2,920.00	2,920.00	2,920.00	2,920.00	2,920.00	2,920.00	2,920.00	2,920.00
310 Dues and Subscriptions	169.10	157.56	750.00	750.00	750.00	750.00	750.00	750.00	750.00	750.00
311 Travel Exp/Mileage	2,576.43	1,637.53	2,832.00	2,832.00	1,822.00	1,822.00	1,822.00	1,822.00	1,822.00	1,822.00
313 Training Assistance	3,229.74	1,066.00	5,350.00	5,350.00	2,350.00	2,350.00	2,350.00	2,350.00	2,350.00	2,350.00
314 Other Contractual Services	14,414.96	18,721.62	21,250.00	21,250.00	48,050.00	48,050.00	23,050.00	23,050.00	23,050.00	23,050.00
320 Prof Services-Auditing	0.00	0.00	0.00	0.00	0.00	0.00	0.00	0.00	0.00	0.00
321 Professional Services-Legal	77.50	0.00	500.00	500.00	500.00	500.00	500.00	500.00	500.00	500.00
Total Contractual Services	69,002.25	72,921.09	81,452.00	84,852.00	107,642.00	107,642.00	82,642.00	82,642.00	82,642.00	82,642.00
MAINTENANCE										
401 Building and Grounds	2,124.44	389.95	3,055.00	3,055.00	3,055.00	3,055.00	3,055.00	3,055.00	3,055.00	3,055.00
409 Machine Equip & Tool Maint.	1,014.83	2,921.44	1,820.00	1,820.00	1,820.00	1,820.00	1,820.00	1,820.00	1,820.00	1,820.00
410 Motor Vehicle Expense	196.46	34.75	250.00	250.00	250.00	250.00	250.00	250.00	250.00	250.00
412 Other Maintenance	3.39	0.00	500.00	500.00	500.00	500.00	500.00	500.00	500.00	500.00
Total Maintenance	3,339.12	3,346.14	5,625.00	5,625.00	5,625.00	5,625.00	5,625.00	5,625.00	5,625.00	5,625.00
OTHER CHARGES										
500 Donations	0.00	0.00	0.00	0.00	0.00	0.00	0.00	0.00	0.00	0.00
505 Other Charges	8,770.90	9,813.02	8,782.00	8,782.00	8,782.00	8,782.00	8,782.00	8,782.00	8,782.00	8,782.00
509 Refunds	0.00	0.00	0.00	0.00	0.00	0.00	0.00	0.00	0.00	0.00
Total Other Charges	8,770.90	9,813.02	8,782.00	8,782.00	8,782.00	8,782.00	8,782.00	8,782.00	8,782.00	8,782.00
CAPITAL OUTLAY										
601 Land										
623 Grant Money Expenditures										
610 Office Equipment										
618 Other Capital Outlay	5,995.00	0.00	17,500.00	17,500.00	6,500.00	0.00	0.00	0.00	0.00	0.00
Total Capital Outlay	5,995.00	0.00	17,500.00	17,500.00	6,500.00	0.00	0.00	0.00	0.00	0.00
TOTAL	464,769.35	505,963.35	543,829.00	543,829.00	554,253.00	546,612.00	532,429.14	542,404.31	552,690.83	563,301.62

Budget Code & Classification	FY09-10 Actual	FY10-11 Actual	FY11-12 Budget	FY11-12 Estimate	FY12-13 Requested	FY12-13 Recommended	FY13-14 Projected	FY14-15 Projected	FY15-16 Projected	FY16-17 Projected
1-24-SPORTS COMPLEX RECREATION GENERAL FUND										
PERSONNEL SERVICES										
101 Salary - Full Time	109,894.74	118,826.37	123,315.00	123,315.00	145,781.00	128,944.00	131,522.88	134,153.34	136,836.40	139,573.13
102 Salary - Part Time	23,694.88	19,347.88	22,500.00	22,500.00	22,500.00	22,500.00	22,950.00	23,409.00	23,877.18	24,354.72
103 Salary - Overtime	9,278.56	8,607.61	7,558.00	7,558.00	10,147.00	10,072.00	10,273.44	10,478.91	10,688.49	10,902.26
104 FICA	9,938.30	10,339.49	11,733.00	11,733.00	13,649.00	12,356.00	12,603.12	12,855.18	13,112.29	13,374.53
105 Insurance	31,404.88	26,108.26	40,012.00	34,656.00	39,661.00	38,636.00	42,040.66	44,563.10	47,236.89	50,071.10
107 Civilian Pension	7,128.52	7,441.64	7,834.00	7,834.00	9,337.00	8,322.00	8,488.44	8,658.21	8,831.37	9,008.00
Total Personnel Services	191,339.88	190,671.25	212,952.00	207,596.00	241,075.00	220,830.00	227,878.54	234,117.74	240,582.62	247,283.74
COMMODITIES										
200 Inter-Fund Transfers										
203 Food Supplies	5.59	14.09	30.00	30.00	30.00	30.00	30.00	30.00	30.00	30.00
204 Wearing Apparel	237.99	543.08	505.00	650.00	1,015.00	1,015.00	1,015.00	1,015.00	1,015.00	1,015.00
205 Motor Veh Supplies			6,200.00	6,200.00	6,200.00	6,200.00	6,200.00	6,200.00	6,200.00	6,200.00
206 Lab and Maint Supplies	778.96	56.41	1,000.00	1,000.00	1,000.00	1,000.00	1,000.00	1,000.00	1,000.00	1,000.00
207 Janitorial Supplies	634.23	707.85	750.00	750.00	750.00	750.00	750.00	750.00	750.00	750.00
208 Chemical Supplies	1,539.40	1,397.38	2,000.00	2,000.00	2,000.00	2,000.00	2,000.00	2,000.00	2,000.00	2,000.00
Total Commodities	3,196.17	2,718.81	10,485.00	10,630.00	10,995.00	10,995.00	10,995.00	10,995.00	10,995.00	10,995.00
CONTRACTUAL SERVICES										
302 Tele/Cellular/Paging	431.03	485.38	450.00	450.00	450.00	450.00	450.00	450.00	450.00	450.00
303 Prof Services-Other	201.00	183.50	300.00	300.00	300.00	300.00	300.00	300.00	300.00	300.00
304 Utilities	28,761.88	42,701.66	35,000.00	35,000.00	37,100.00	37,100.00	37,100.00	37,100.00	37,100.00	37,100.00
305 Insurance and Bonds										
306 Rentals										
311 Travel Expense	1,117.10	0.00	1,554.00	1,554.00	308.00	308.00	308.00	308.00	308.00	308.00
312 Towel/Cleaning	663.00	629.10	592.00	592.00	800.00	600.00	600.00	600.00	600.00	600.00
313 Training	875.00	365.00	1,195.00	1,302.00	790.00	790.00	790.00	790.00	790.00	790.00
314 Other Contractual Services	1,845.25	438.00	1,450.00	1,450.00	1,396.00	1,396.00	1,396.00	1,396.00	1,396.00	1,396.00
320 Prof Services-Auditing										
321 Professional Services-Legal										
Total Contractual Services	33,894.26	44,802.64	40,541.00	40,648.00	41,144.00	40,944.00	40,944.00	40,944.00	40,944.00	40,944.00
MAINTENANCE										
401 Building and Grounds	21,238.17	24,901.07	25,000.00	25,000.00	28,500.00	28,500.00	25,000.00	25,000.00	25,000.00	25,000.00
409 Mach/Equip/Tools	717.36	273.89	780.00	780.00	2,857.00	2,857.00	857.00	857.00	857.00	857.00
410 Motor Veh Maintenance			4,500.00	6,000.00	6,000.00	6,000.00	6,000.00	6,000.00	6,000.00	6,000.00
Total Maintenance	21,955.53	25,174.96	30,280.00	31,780.00	37,357.00	37,357.00	31,857.00	31,857.00	31,857.00	31,857.00
OTHER CHARGES										
505 Other Charges	55.04	25.61	100.00	100.00	100.00	100.00	100.00	100.00	100.00	100.00
Total Other Charges	55.04	25.61	100.00	100.00	100.00	100.00	100.00	100.00	100.00	100.00
CAPITAL OUTLAY										
618 Other Capital Outlay	14,760.87	12,711.48	10,300.00	7,930.00	142,800.00	24,000.00	0.00	0.00	0.00	0.00
Total Capital Outlay	14,760.87	12,711.48	10,300.00	7,930.00	142,800.00	24,000.00	0.00	0.00	0.00	0.00
TOTAL	265,201.75	276,104.75	304,658.00	298,684.00	473,471.00	334,226.00	311,774.54	318,013.74	324,478.62	331,179.74

Budget Code & Classification	FY09-10 Actual	FY10-11 Actual	FY11-12 Budget	FY11-12 Estimate	FY12-13 Requested	FY12-13 Recommended	FY13-14 Projected	FY14-15 Projected	FY15-16 Projected	FY16-17 Projected
1-25-LIBRARY GENERAL FUND										
PERSONNEL SERVICES										
101 Salaries - Full-Time	231,784.54	257,116.02	253,344.00	253,344.00	269,429.00	269,429.00	264,617.58	269,909.93	275,308.13	280,814.29
102 Salaries - Part-Time	93,465.98	107,291.65	115,703.00	115,703.00	127,201.00	127,201.00	129,745.02	132,339.92	134,986.72	137,686.45
103 Overtime Salaries	279.49	118.06	0.00	0.00	0.00	0.00	0.00	0.00	0.00	0.00
104 FICA	24,530.72	27,686.91	28,232.00	28,232.00	29,550.00	29,550.00	30,141.00	30,743.82	31,358.70	31,985.87
105 Insurance Charges	23,912.95	26,922.96	24,585.00	24,585.00	26,267.00	26,267.00	27,843.02	29,513.60	31,284.42	33,161.48
106 Other Personnel Services	0.00	0.00	0.00	0.00	0.00	0.00	0.00	0.00	0.00	0.00
107 Pension	13,922.75	15,432.76	15,201.00	15,201.00	15,566.00	15,566.00	15,877.32	16,194.87	16,518.76	16,849.14
109 Self Insurance Expense	0.00	0.00	0.00	0.00	0.00	0.00	0.00	0.00	0.00	0.00
Total Personnel Services	387,896.43	434,568.36	437,065.00	437,065.00	458,013.00	457,346.00	468,223.94	478,702.14	489,456.73	500,497.24
COMMODITIES										
200 Interfund Transfers										
201 Office Supplies	9,413.68	7,773.02	10,000.00	13,012.00	8,500.00	8,500.00	8,000.00	8,000.00	8,000.00	8,000.00
201 CD Rom/Electronic	11,628.31	15,279.00	16,440.00	15,964.00	17,100.00	17,100.00	17,100.00	17,100.00	17,100.00	17,100.00
202 Books and Periodicals	56,975.42	57,896.47	66,910.00	68,325.00	66,182.00	66,182.00	66,182.00	66,182.00	66,182.00	66,182.00
203 Food Supplies	10.94	896.64	1,700.00	1,700.00	1,700.00	1,700.00	1,700.00	1,700.00	1,700.00	1,700.00
207 Janitorial Supplies	0.00	0.00	0.00	0.00	0.00	0.00	0.00	0.00	0.00	0.00
208 Chemical Supplies	0.00	0.00	0.00	0.00	0.00	0.00	0.00	0.00	0.00	0.00
211 Other Commodities	0.00	345.55	800.00	700.00	940.00	940.00	940.00	940.00	940.00	940.00
212 Media	8,168.82	10,227.78	11,671.00	10,671.00	13,671.00	13,671.00	13,671.00	13,671.00	13,671.00	13,671.00
213 Summer Reading Program	2,260.42	4,035.51	3,350.00	4,400.00	3,500.00	3,500.00	3,500.00	3,500.00	3,500.00	3,500.00
Total Commodities	88,457.59	96,453.97	110,871.00	114,772.00	111,593.00	111,593.00	111,093.00	111,093.00	111,093.00	111,093.00
CONTRACTUAL SERVICES										
301 Postage	4,331.68	2,924.60	4,000.00	4,000.00	4,000.00	4,000.00	4,000.00	4,000.00	4,000.00	4,000.00
302 Telephone	229.81	236.44	211.00	211.00	211.00	211.00	211.00	211.00	211.00	211.00
303 Prof Services-Other	157.50	122.50	0.00	0.00	0.00	0.00	0.00	0.00	0.00	0.00
304 Utilities	63,458.54	66,145.68	66,380.00	68,000.00	68,500.00	68,500.00	68,500.00	68,500.00	68,500.00	68,500.00
305 Insurance and Bonds	0.00	0.00	0.00	0.00	0.00	0.00	0.00	0.00	0.00	0.00
306 Rentals	5,241.86	5,658.17	6,770.00	6,770.00	7,108.00	7,108.00	7,108.00	7,108.00	7,108.00	7,108.00
307 Car Allowance	936.00	1,224.00	1,800.00	1,800.00	1,800.00	1,800.00	1,800.00	1,800.00	1,800.00	1,800.00
308 Legal Advertising	46.62	57.76	0.00	0.00	0.00	0.00	0.00	0.00	0.00	0.00
309 Printing	2,347.07	1,873.59	1,800.00	2,307.00	1,915.00	1,915.00	1,915.00	1,915.00	1,915.00	1,915.00
310 Dues and Subscriptions	421.60	455.06	430.00	367.00	340.00	340.00	340.00	340.00	340.00	340.00
311 Travel Expense	2,192.46	1,983.26	2,906.00	3,600.00	2,700.00	2,700.00	2,700.00	2,700.00	2,700.00	2,700.00
313 Training Assistance	3,521.37	4,540.00	5,600.00	4,600.00	5,000.00	5,000.00	5,000.00	5,000.00	5,000.00	5,000.00
314 Other Contractual Services	108.75	110.00	0.00	0.00	19,349.00	12,110.00	13,239.00	6,000.00	6,000.00	6,000.00
315 Inter-Library Book Loan	119.30	119.48	370.00	370.00	370.00	370.00	370.00	370.00	370.00	370.00
316 Internet/Phone	0.00	0.00	0.00	0.00	0.00	0.00	0.00	0.00	0.00	0.00
320 Prof Services-Auditing	0.00	0.00	0.00	0.00	0.00	0.00	0.00	0.00	0.00	0.00
321 Professional Services-Legal	62.00	0.00	0.00	0.00	0.00	0.00	0.00	0.00	0.00	0.00
Total Contractual Services	83,174.56	85,450.54	90,267.00	92,025.00	111,293.00	104,054.00	105,183.00	97,944.00	97,944.00	97,944.00
MAINTENANCE										
401 Building and Grounds										
409 Machine Equip & Tool Maint.	9,675.21	8,117.00	8,900.00	8,170.00	4,100.00	4,100.00	4,100.00	4,100.00	4,100.00	4,100.00
Total Maintenance	9,675.21	8,117.00	8,900.00	8,170.00	4,100.00	4,100.00	4,100.00	4,100.00	4,100.00	4,100.00
OTHER CHARGES										
500 Donations										
505 Other Charges	166.83	593.06	0.00	0.00	2,000.00	2,000.00	2,000.00	2,000.00	2,000.00	2,000.00
Total Other Charges	166.83	593.06	0.00	0.00	2,000.00	2,000.00	2,000.00	2,000.00	2,000.00	2,000.00
CAPITAL OUTLAY										
610 Office Equipment										
611 Computer/Internet/Equ	4,416.55	557.09	7,800.00	7,800.00						
618 Other Capital Outlay	4,071.80	3,116.80								
Total Capital Outlay	8,488.35	3,673.89	7,800.00	7,800.00	0.00	0.00	0.00	0.00	0.00	0.00
TOTAL	577,858.97	628,856.82	654,903.00	659,832.00	686,999.00	679,093.00	690,599.94	693,839.14	704,593.73	715,634.24

Budget Code & Classification	FY09-10 Actual	FY10-11 Actual	FY11-12 Budget	FY11-12 Estimate	FY12-13 Requested	FY12-13 Recommended	FY13-14 Projected	FY14-15 Projected	FY15-16 Projected	FY16-17 Projected
1-27-SWIMMING POOL GENERAL FUND										
PERSONNEL SERVICES										
102 Salaries - Part-Time	68,929.14	70,522.18	80,677.00	80,677.00	82,272.00	82,272.00	83,917.44	85,595.79	87,307.70	89,053.86
104 FICA	5,273.07	5,394.92	6,172.00	6,172.00	6,294.00	6,294.00	6,419.88	6,548.28	6,679.24	6,812.83
Total Personnel Services	74,202.21	75,917.10	86,849.00	86,849.00	88,566.00	88,566.00	90,337.32	92,144.07	93,986.95	95,866.69
COMMODITIES										
201 Office Supplies	0.00	493.80	300.00	300.00	300.00	300.00	300.00	300.00	300.00	300.00
203 Concessions	5,104.97	5,525.39	2,500.00	2,500.00	2,500.00	2,500.00	2,500.00	2,500.00	2,500.00	2,500.00
204 Wearing Apparel	654.00	388.00	700.00	700.00	700.00	700.00	700.00	700.00	700.00	700.00
206 Lab and Maint Supplies										
207 Janitor Supplies										
208 Chemical Supplies	2,712.12	2,127.27	2,800.00	2,800.00	2,800.00	2,800.00	2,800.00	2,800.00	2,800.00	2,800.00
211 Other Commodities	1,456.17	1,523.27	1,370.00	1,370.00	1,370.00	1,370.00	1,370.00	1,370.00	1,370.00	1,370.00
Total Commodities	9,927.26	10,057.73	7,670.00	7,670.00	7,670.00	7,670.00	7,670.00	7,670.00	7,670.00	7,670.00
CONTRACTUAL SERVICES										
302 Telephone	538.10	499.14	1,040.00	1,040.00	1,040.00	1,040.00	1,040.00	1,040.00	1,040.00	1,040.00
303 Prof Services-Other	420.00	665.00	2,000.00	2,000.00	2,000.00	2,000.00	2,000.00	2,000.00	2,000.00	2,000.00
304 Utilities	5,233.86	5,215.77	5,450.00	5,450.00	5,450.00	5,450.00	5,450.00	5,450.00	5,450.00	5,450.00
308 Legal Ads	767.53	0.00	600.00	600.00	600.00	600.00	600.00	600.00	600.00	600.00
314 Other Contractual Services	100.00	0.00	250.00	250.00	250.00	250.00	250.00	250.00	250.00	250.00
321 Prof Services-Legal										
Total Contractual Services	7,059.49	6,379.91	9,340.00	9,340.00	9,340.00	9,340.00	9,340.00	9,340.00	9,340.00	9,340.00
MAINTENANCE										
401 Building and Grounds	2,806.65	4,915.38	3,450.00	3,450.00	3,450.00	3,450.00	3,450.00	3,450.00	3,450.00	3,450.00
409 Machine Equip and Tool Maint.	73.54	1,100.33	900.00	900.00	900.00	900.00	900.00	900.00	900.00	900.00
412 Other Maintenance	1,994.98	3,212.04	2,450.00	2,450.00	2,450.00	2,450.00	2,450.00	2,450.00	2,450.00	2,450.00
Total Maintenance	4,875.17	9,227.75	6,800.00	6,800.00	6,800.00	6,800.00	6,800.00	6,800.00	6,800.00	6,800.00
OTHER CHARGES										
505 Other Charges	525.91	613.50	500.00	500.00	500.00	500.00	500.00	500.00	500.00	500.00
Total Other Charges	525.91	613.50	500.00	500.00	500.00	500.00	500.00	500.00	500.00	500.00
CAPITAL OUTLAY										
602 Building										
618 Other Capital Outlay	0.00	0.00	0.00	0.00	0.00	0.00	0.00	0.00	0.00	0.00
Total Capital Outlay	0.00	0.00	0.00	0.00	0.00	0.00	0.00	0.00	0.00	0.00
TOTAL	96,590.04	102,195.99	111,159.00	111,159.00	112,876.00	112,876.00	114,647.32	116,454.07	118,296.95	120,176.69

Budget Code & Classification 1-30-SPECIAL SERVICES BUS GENERAL FUND	FY09-10 Actual	FY10-11 Actual	FY11-12 Budget	FY11-12 Estimate	FY12-13 Requested	FY12-13 Recommended	FY13-14 Projected	FY14-15 Projected	FY15-16 Projected	FY16-17 Projected
PERSONNEL SERVICES										
101 Salaries - Full-Time	7,471.60	7,885.26	7,950.00	7,950.00	7,931.00	7,931.00	8,089.62	8,251.41	8,416.44	8,584.77
102 Salaries - Part-Time	27,355.07	31,658.22	34,788.00	33,288.00	42,306.00	42,306.00	43,152.12	44,015.16	44,895.47	45,793.37
103 Overtime	1,152.53	308.16		1,500.00	750.00	750.00	750.00	750.00	750.00	750.00
104 FICA	2,683.75	2,971.05	3,269.00	3,269.00	3,900.00	3,900.00	3,978.00	4,057.56	4,138.71	4,221.49
105 Insurance Charges	1,960.53	2,365.40	2,737.00	2,737.00	2,927.00	2,851.00	3,022.06	3,203.38	3,395.59	3,599.32
107 Pension	456.35	489.82	477.00	477.00	476.00	476.00	485.52	495.23	505.14	515.24
Total Personnel Services	41,079.83	45,677.91	49,221.00	49,221.00	58,290.00	58,214.00	59,477.32	60,772.75	62,101.34	63,464.19
COMMODITIES										
201 Office Supplies	0.00	44.49	300.00	300.00	300.00	300.00	300.00	300.00	300.00	300.00
204 Wearing Apparel	1,007.00	839.75	1,040.00	1,040.00	1,300.00	1,300.00	1,300.00	1,300.00	1,300.00	1,300.00
205 Motor Vehicle Supplies	7,639.25	13,359.22	10,964.00	15,964.00	17,784.00	17,784.00	17,784.00	17,784.00	17,784.00	17,784.00
211 Other Commodities	0.00	0.00	800.00	800.00	800.00	800.00	800.00	800.00	800.00	800.00
Total Commodities	8,646.25	14,243.46	13,104.00	18,104.00	20,184.00	20,184.00	20,184.00	20,184.00	20,184.00	19,384.00
CONTRACTUAL SERVICES										
301 Postage	0.00	0.00	0.00	0.00	0.00	0.00	0.00	0.00	0.00	0.00
302 Telephone	892.39	807.14	900.00	900.00	1,100.00	1,100.00	1,100.00	1,100.00	1,100.00	1,100.00
303 Prof Services-Other	87.50	87.50	200.00	200.00	200.00	200.00	200.00	200.00	200.00	200.00
305 Insurance and Bonds										
307 Auto Allowance		18.00								
308 Legal Advertising	0.00	0.00	0.00	0.00	0.00	0.00	0.00	0.00	0.00	0.00
313 Training Assistance										
314 Other Contractual Services										
320 Prof Services-Auditing										
321 Professional Services-Legal	0.00	0.00	0.00	0.00	0.00	0.00	0.00	0.00	0.00	0.00
Total Contractual Services	979.89	912.64	1,100.00	1,100.00	1,300.00	1,300.00	1,300.00	1,300.00	1,300.00	1,300.00
MAINTENANCE										
410 Motor Vehicle Maintenance	3,334.95	1,140.31	5,386.00	5,386.00	5,386.00	5,386.00	5,386.00	5,386.00	5,386.00	5,386.00
412 Other Maintenance	0.00	0.00	0.00	0.00	0.00	0.00	0.00	0.00	0.00	0.00
Total Maintenance	3,334.95	1,140.31	5,386.00	5,386.00	5,386.00	5,386.00	5,386.00	5,386.00	5,386.00	5,386.00
CAPITAL OUTLAY										
613 Motor Vehicles					12,000.00	0.00				
Total Capital Outlay	0.00	0.00	0.00	0.00	12,000.00	0.00	0.00	0.00	0.00	0.00
TOTAL	54,040.92	61,974.32	68,811.00	73,811.00	97,160.00	85,084.00	86,347.32	87,642.75	88,971.34	89,534.19

Budget Code & Classification	FY09-10 Actual	FY10-11 Actual	FY11-12 Budget	FY11-12 Estimate	FY12-13 Requested	FY12-13 Recommended	FY13-14 Projected	FY14-15 Projected	FY15-16 Projected	FY16-17 Projected
1-28 HUMAN RESOURCES GENERAL FUND										
PERSONNEL SERVICES										
101 Salaries - Full Time	44,546.36	48,510.86	49,415.00	48,000.00	49,094.00	49,094.00	50,075.88	51,077.40	52,098.95	53,140.92
102 Salaries - Part-Time		6,319.80	10,000.00	8,000.00	10,000.00	10,000.00	10,200.00	10,404.00	10,612.08	10,824.32
104 FICA	3,248.36	4,013.44	4,545.00	4,200.00	4,521.00	4,521.00	4,611.42	4,703.65	4,797.72	4,893.68
105 Insurance Charges	7,805.25	9,401.28	8,808.00	8,000.00	10,073.00	9,815.00	10,677.38	11,318.02	11,997.10	12,716.93
107 Pension	2,663.30	2,901.47	2,965.00	2,850.00	2,946.00	2,946.00	3,004.92	3,065.02	3,126.32	3,188.85
108 Pension/Police	0.00	0.00	0.00	0.00	0.00	0.00	0.00	0.00	0.00	0.00
109 Self Insurance Expense	0.00	0.00	0.00	0.00	0.00	0.00	0.00	0.00	0.00	0.00
Total Personnel Services	58,263.27	71,146.85	75,733.00	71,050.00	76,634.00	76,376.00	78,569.60	80,568.09	82,632.17	84,764.70
PERSONNEL SERVICES										
303 Prof. -Other	69.30	0.00	0.00	0.00	3,500.00	3,500.00	0.00	0.00	0.00	0.00
305 Insurance and Bonds	321,876.59	344,423.16	350,000.00	350,000.00	335,000.00	335,000.00	345,050.00	355,401.50	366,063.55	377,045.45
310 Dues/Subscrip	996.96	595.00	1,110.00	1,059.00	1,075.00	1,075.00	1,075.00	1,075.00	1,075.00	1,075.00
311 Travel Expense	0.00	974.58	1,606.00	1,606.00	1,315.00	1,315.00	1,315.00	1,315.00	1,315.00	1,315.00
313 Training Assistance	16,712.14	11,120.50	13,790.00	6,790.00	5,417.00	6,817.00	867.00	867.00	867.00	867.00
314 Other Contractual Services	13,030.55	9,530.80	9,643.00	9,779.00	10,833.00	10,833.00	10,833.00	10,833.00	10,833.00	10,833.00
321 Prof Services- Legal	7,528.54	4,870.44	10,000.00	8,000.00	10,000.00	10,000.00	10,000.00	10,000.00	10,000.00	10,000.00
Total Personnel Services	360,214.08	371,514.48	366,149.00	377,234.00	367,140.00	368,540.00	369,140.00	379,491.50	390,153.55	401,135.45
OTHER CHARGES										
505 Other Charges	1,830.49	2,263.59	7,420.00	11,273.00	9,695.00	9,695.00	9,695.00	9,695.00	9,695.00	9,695.00
Total Other Charges	1,830.49	2,263.59	7,420.00	11,273.00	9,695.00	9,695.00	9,695.00	9,695.00	9,695.00	9,695.00
TOTAL	420,307.84	444,924.92	469,302.00	459,557.00	453,489.00	454,611.00	457,404.60	469,754.59	482,480.71	495,595.15

Budget Code & Classification 1-29-PUBLIC TRANSPORTATION GENERAL FUND	FY09-10 Actual	FY10-11 Actual	FY11-12 Budget	FY11-12 Estimate	FY12-13 Requested	FY12-13 Recommended	FY13-14 Projected	FY14-15 Projected	FY15-16 Projected	FY16-17 Projected
CONTRACTUAL SERVICES										
303 Professional Services-Other										
320 Prof Services-Auditing										
321 Professional Services-Legal										
Total Contractual Services										
OTHER CHARGES										
505 Other Charges	7,756.00	5,958.00	8,600.00	8,600.00	8,600.00	8,600.00	8,600.00	8,600.00	8,600.00	8,600.00
Total Other Charges	7,756.00	5,958.00	8,600.00	8,600.00	8,600.00	8,600.00	8,600.00	8,600.00	8,600.00	8,600.00
TOTAL	7,756.00	5,958.00	8,600.00	8,600.00	8,600.00	8,600.00	8,600.00	8,600.00	8,600.00	8,600.00

SEWER FUND

Budget Code & Classification		FY09-10 Actual	FY10-11 Actual	FY11-12 Budget	FY11-12 Estimate	FY12-13 Requested	FY12-13 Recommended	FY13-14 Projected	FY14-15 Projected	FY15-16 Projected	FY16-17 Projected
SEWER FUND											
Cash Balance											
Investments											
County Treasurer											
2-01-0010	Total Brought Forward	635,294.00	768,430.00	971,030.00	1,077,249.00	799,375.00	799,375.00	706,675.00	546,185.60	477,849.52	467,644.38
2014	SID Admin Fee										
5020	Sewer Serv. Chges. Billed	156,268.22	182,217.76	200,051.00	200,051.00	236,668.00	236,668.00	277,854.00	300,082.32	324,088.91	350,016.02
5021	User Fee	1,300,960.18	1,709,470.61	1,959,723.00	1,959,723.00	2,159,320.00	2,159,320.00	2,432,371.00	2,626,960.68	2,837,117.53	3,064,086.94
5022	NE Tax Coll. Fee	253.30	265.68	200.00	200.00	200.00	200.00	200.00	200.00	200.00	200.00
5023	Late Charges	0.00	0.00	0.00	0.00	0.00	0.00	0.00	0.00	0.00	0.00
5025	Serv Charge/Hook Up Fees	95,659.48	374,357.83	125,000.00	125,000.00	125,000.00	125,000.00	125,000.00	100,000.00	100,000.00	100,000.00
2009	County Grants	0.00	0.00	0.00	0.00	0.00	0.00	0.00	0.00	0.00	0.00
2010	State Grants	27,389.00	36,154.00	26,154.00	26,154.00	0.00	0.00	0.00	0.00	0.00	0.00
8001	Miscellaneous	0.00	0.00	0.00	0.00	0.00	0.00	0.00	0.00	0.00	0.00
8010	Interest on Investments	6,787.60	5,405.43	5,000.00	5,000.00	5,000.00	5,000.00	5,000.00	5,000.00	5,000.00	5,000.00
	Total Income	1,587,317.78	2,307,871.31	2,316,128.00	2,316,128.00	2,526,188.00	2,526,188.00	2,840,425.00	3,032,243.00	3,266,406.44	3,519,302.96
	Total Available	2,222,611.78	3,076,301.31	3,287,158.00	3,393,377.00	3,325,563.00	3,325,563.00	3,547,100.00	3,578,428.60	3,744,255.96	3,986,947.33
	Total Operating Expenditures	1,524,221.38	1,905,099.51	2,154,330.00	2,079,158.00	2,484,201.00	2,578,888.00	2,600,914.40	3,000,579.08	3,176,611.58	3,333,379.71
	Total Capital Expenditures	4,137.81	77,036.44	217,500.00	214,844.00	144,000.00	40,000.00	100,000.00	100,000.00	100,000.00	100,000.00
	Sewer Replacement Reserve			95,420.76	300,000.00	300,000.00	300,000.00	300,000.00	300,000.00	300,000.00	300,000.00
	Balance Forward	694,252.59	1,094,165.36	819,907.24	799,375.00	697,362.00	706,675.00	546,185.60	477,849.52	467,644.38	553,567.63
	Reserve %	46%	57%	38%	38%	28%	27%	21%	16%	15%	17%

Budget Code & Classification	FY09-10 Actual	FY10-11 Actual	FY11-12 Budget	FY11-12 Estimate	FY12-13 Requested	FY12-13 Recommended	FY13-14 Projected	FY14-15 Projected	FY15-16 Projected	FY16-17 Projected
2-41-SEWER ADMINISTRATION										
SEWER FUND										
PERSONNEL SERVICES										
101 Salaries - Full-Time	230,566.15	259,211.39	262,512.00	257,949.00	266,545.00	281,614.00	271,875.90	277,313.42	282,859.69	288,516.88
102 Salaries - Part-Time	8,538.93	11,053.54	13,904.00	12,708.00	19,653.00	19,653.00	20,046.06	20,446.98	20,855.92	21,273.04
103 Overtime Salaries	960.31	1,082.62	1,033.00	351.00	614.00	487.00	626.28	638.81	651.58	664.61
104 FICA	17,675.97	19,721.83	21,225.00	19,729.00	21,913.00	23,066.00	22,351.26	22,798.29	23,254.25	23,719.34
105 Insurance Charges	24,101.27	32,345.51	30,032.00	27,541.00	31,308.00	33,138.00	33,186.48	35,177.67	37,288.33	39,525.63
106 Other Personnel Services	0.00	0.00	0.00	0.00	0.00	0.00	0.00	0.00	0.00	0.00
107 Pension	11,728.63	13,131.37	13,506.00	13,164.00	13,504.00	14,295.00	13,774.08	14,049.56	14,330.55	14,617.16
108 Pension/ICMA	2,162.91	2,324.68	2,306.00	2,346.00	2,500.00	2,500.00	2,550.00	2,601.00	2,653.02	2,706.08
109 Self Insurance Expense	0.00	0.00	0.00	0.00	0.00	0.00	0.00	0.00	0.00	0.00
Total Personnel Services	295,734.17	338,870.94	344,518.00	333,788.00	356,037.00	374,753.00	364,410.06	373,025.72	381,893.34	391,022.74
COMMODITIES										
200 Inter-Fund Transfers										
201 Office Supplies	3,972.18	4,106.81	3,514.00	3,514.00	3,531.00	3,514.00	3,531.00	3,531.00	3,531.00	3,531.00
202 Books and Periodicals	408.56	56.43	480.00	107.00	429.00	429.00	429.00	429.00	429.00	429.00
203 Food Supplies	25.87	0.00	165.00	0.00	107.00	107.00	107.00	107.00	107.00	107.00
204 Wearing Apparel	0.00	0.00	30.00	9.00	0.00	0.00	0.00	0.00	0.00	0.00
205 Motor Vehicle Supplies	0.00	0.00	0.00	0.00	0.00	0.00	0.00	0.00	0.00	0.00
211 Other Commodities	0.00	6.53	0.00	0.00	0.00	0.00	0.00	0.00	0.00	0.00
Total Commodities	4,406.61	4,169.77	4,189.00	3,630.00	4,067.00	4,050.00	4,067.00	4,067.00	4,067.00	4,067.00
CONTRACTUAL SERVICES										
301 Postage	1,961.21	1,001.92	1,714.00	1,071.00	1,286.00	1,286.00	1,286.00	1,286.00	1,286.00	1,286.00
302 Telephone	1,986.22	2,331.96	2,356.00	2,039.00	2,189.00	2,275.00	2,275.00	2,275.00	2,275.00	2,275.00
303 Professional Services-Other	1,784.77	109.35	450.00	107.00	1,950.00	1,950.00	1,950.00	1,950.00	1,950.00	1,950.00
304 Utilities	6,627.21	6,915.84	6,000.00	6,660.00	6,600.00	6,600.00	6,600.00	6,600.00	6,600.00	6,600.00
305 Insurance & Bonds	0.00	0.00	0.00	0.00	0.00	0.00	0.00	0.00	0.00	0.00
306 Rentals	0.00	0.00	0.00	0.00	0.00	0.00	0.00	0.00	0.00	0.00
307 Car Allowance	1,710.00	2,157.72	1,620.00	1,620.00	1,620.00	1,836.00	1,620.00	1,620.00	1,620.00	1,620.00
308 Legal Advertising	325.92	160.25	300.00	129.00	300.00	300.00	300.00	300.00	300.00	300.00
309 Printing	780.99	584.32	1,304.00	725.00	1,304.00	1,304.00	1,304.00	1,304.00	1,304.00	1,304.00
310 Dues and Subscriptions	1,666.46	1,731.55	2,297.00	2,106.00	2,250.00	2,325.00	2,250.00	2,250.00	2,250.00	2,250.00
311 Travel Expense	3,849.04	3,493.97	6,703.00	6,703.00	8,290.00	9,612.00	8,290.00	8,290.00	8,290.00	8,290.00
312 Uniform Cleaning	0.00	0.00	0.00	0.00	0.00	0.00	0.00	0.00	0.00	0.00
313 Training Assistance	7,097.10	7,863.52	10,515.00	7,515.00	7,990.00	8,975.00	7,990.00	7,990.00	7,990.00	7,990.00
314 Other Contractual Services	12,083.59	10,238.53	13,037.00	12,627.00	11,986.00	13,160.00	11,986.00	11,986.00	11,986.00	11,986.00
320 Prof Services-Auditing	12,000.00	12,669.00	14,610.00	14,610.00	16,500.00	16,500.00	16,500.00	16,500.00	16,500.00	16,500.00
321 Professional Services-Legal	11,954.49	46,446.48	34,286.00	27,000.00	34,286.00	34,286.00	34,286.00	34,286.00	34,286.00	34,286.00
Total Contractual Services	63,827.00	95,704.41	95,192.00	82,912.00	96,551.00	100,409.00	96,637.00	96,637.00	96,637.00	96,637.00

Budget Code & Classification	FY09-10 Actual	FY10-11 Actual	FY11-12 Budget	FY11-12 Estimate	FY12-13 Requested	FY12-13 Recommended	FY13-14 Projected	FY14-15 Projected	FY15-16 Projected	FY16-17 Projected
MAINTENANCE										
401 Building and Grounds	0.00	0.00	0.00	0.00	0.00	0.00	0.00	0.00	0.00	0.00
409 Machine Equip & Tool Maint	0.00	0.00	0.00	0.00	0.00	0.00	0.00	0.00	0.00	0.00
410 Vehicle Maintenance	0.00	0.00	0.00	0.00	0.00	0.00	0.00	0.00	0.00	0.00
Total Maintenance	0.00	0.00	0.00	0.00	0.00	0.00	0.00	0.00	0.00	0.00
OTHER CHARGES										
505 Other Charges	4,578.47	3,407.09	7,785.00	12,458.00	9,270.00	10,770.00	9,270.00	9,270.00	9,270.00	9,270.00
509 Refunds/Judgements	0.00	0.00	0.00	0.00	0.00	0.00	0.00	0.00	0.00	0.00
510 County Treasurer Fee	0.00	0.00	0.00	0.00	0.00	0.00	0.00	0.00	0.00	0.00
514 Financial Lending Bond Fees	0.00	0.00	0.00	0.00	0.00	0.00	0.00	0.00	0.00	0.00
515 "Fee" Expense	0.00	0.00	0.00	0.00	0.00	0.00	0.00	0.00	0.00	0.00
Total Other Charges	4,578.47	3,407.09	7,785.00	12,458.00	9,270.00	10,770.00	9,270.00	9,270.00	9,270.00	9,270.00
CAPITAL OUTLAY										
610 Office Equipment	1,079.51	591.00	0.00	0.00	0.00	0.00	0.00	0.00	0.00	0.00
618 Other Capital Outlay	0.00	9,000.00	0.00	0.00						
Total Capital Outlay	1,079.51	9,591.00	0.00	0.00	0.00	0.00	0.00	0.00	0.00	0.00
TOTAL	369,625.76	451,743.21	451,684.00	432,788.00	465,925.00	489,982.00	474,384.06	482,999.72	491,867.34	500,996.74

Budget Code & Classification	FY09-10 Actual	FY10-11 Actual	FY11-12 Budget	FY11-12 Estimate	FY12-13 Requested	FY12-13 Recommended	FY13-14 Projected	FY14-15 Projected	FY15-16 Projected	FY16-17 Projected
2-42-SEWER SYSTEMS OPERATIONAL SEWER FUND										
PERSONNEL SERVICES										
101 Salaries - Full-Time	198,188.88	218,364.65	237,067.00	237,067.00	241,054.00	241,054.00	245,875.08	250,792.58	255,808.43	260,924.60
102 Salaries - Part-Time	18,138.82	21,938.35	28,713.00	28,713.00	28,713.00	28,713.00	29,287.26	29,873.01	30,470.47	31,079.87
103 Overtime Salaries	13,215.16	14,562.24	10,269.00	10,269.00	12,148.00	12,148.00	12,390.96	12,638.78	12,891.55	13,149.39
104 FICA	16,868.92	18,709.99	21,118.00	21,118.00	21,566.00	21,566.00	21,997.32	22,437.27	22,886.01	23,343.73
105 Insurance Charges	39,353.57	46,145.51	49,384.00	44,260.00	52,818.00	51,448.00	54,534.88	57,806.97	61,275.39	64,951.91
106 Other Personnel Services	0.00	0.00	0.00	0.00	0.00	0.00	0.00	0.00	0.00	0.00
107 Pension	12,668.20	13,957.74	14,840.00	14,840.00	15,192.00	15,192.00	15,495.84	15,805.76	16,121.87	16,444.31
108 Pension/ICMA	0.00	0.00	0.00	0.00	0.00	0.00	0.00	0.00	0.00	0.00
109 Self Insurance	0.00	0.00	0.00	0.00	0.00	0.00	0.00	0.00	0.00	0.00
Total Personnel Services	298,433.55	333,678.48	361,391.00	356,267.00	371,491.00	370,121.00	379,581.34	389,354.36	399,453.73	409,893.82
COMMODITIES										
200 Inter-Fund Transfers										
201 Office Supplies	191.21	212.30	200.00	200.00	200.00	200.00	200.00	200.00	200.00	200.00
203 Food Supplies	71.04	52.41	100.00	100.00	100.00	100.00	100.00	100.00	100.00	100.00
204 Wearing Apparel	921.52	813.79	1,400.00	1,400.00	1,400.00	1,400.00	1,400.00	1,400.00	1,400.00	1,400.00
205 Motor Vehicle Supplies	18,409.93	18,621.26	20,077.00	20,077.00	22,639.00	22,639.00	19,139.00	19,139.00	19,139.00	19,139.00
206 Maint/Lab/Med Tool Supply	102.71	382.44	500.00	500.00	500.00	500.00	500.00	500.00	500.00	500.00
207 Janitor Supplies	200.96	197.47	200.00	200.00	200.00	200.00	200.00	200.00	200.00	200.00
208 Chemical Supplies	8,293.95	3,244.37	8,500.00	8,500.00	8,500.00	8,500.00	8,500.00	8,500.00	8,500.00	8,500.00
209 Welding Supplies	694.28	44.17	700.00	700.00	700.00	700.00	700.00	700.00	700.00	700.00
211 Other Commodities	0.00	0.00	0.00	0.00	0.00	0.00	0.00	0.00	0.00	0.00
Total Commodities	28,885.60	23,568.21	31,677.00	31,677.00	34,239.00	34,239.00	30,739.00	30,739.00	30,739.00	30,739.00
CONTRACTUAL SERVICES										
301 Postage	662.45	625.03	675.00	675.00	675.00	675.00	675.00	675.00	675.00	675.00
302 Telephone	0.00	0.00	0.00	0.00	0.00	0.00	0.00	0.00	0.00	0.00
303 Professional Services-Other	1,742.22	2,818.03	2,664.00	3,146.00	2,664.00	2,664.00	2,664.00	2,664.00	2,664.00	2,664.00
304 Utilities	6,235.56	6,346.22	9,000.00	5,000.00	9,000.00	9,000.00	9,000.00	9,000.00	9,000.00	9,000.00
305 Insurance and Bonds	118,456.40	122,061.26	135,000.00	120,000.00	130,000.00	130,000.00	133,900.00	137,917.00	142,054.51	146,316.15
306 Rentals	0.00	0.00	0.00	0.00	0.00	0.00	0.00	0.00	0.00	0.00
308 Legal Advertising	194.80	0.00	150.00	150.00	150.00	150.00	150.00	150.00	150.00	150.00
309 Printing	1,997.15	1,946.90	2,015.00	2,015.00	2,015.00	2,015.00	2,015.00	2,015.00	2,015.00	2,015.00
310 Dues and Subscriptions	8.40	9.79	120.00	120.00	120.00	120.00	120.00	120.00	120.00	120.00
311 Travel Expense	3,337.69	4,390.15	5,750.00	5,000.00	6,846.00	6,846.00	6,846.00	6,846.00	6,846.00	6,846.00
312 Towel and Cleaning Services	1,258.66	1,523.27	1,300.00	1,500.00	1,500.00	1,500.00	1,500.00	1,500.00	1,500.00	1,500.00
313 Training Assistance	980.00	2,175.00	2,830.00	2,200.00	2,765.00	2,765.00	2,765.00	2,765.00	2,765.00	2,765.00
314 Other Contractual Services	592,983.44	850,939.97	1,054,740.00	1,054,740.00	1,411,784.00	1,411,784.00	1,540,778.00	1,918,037.00	2,070,965.00	2,203,902.00
320 Prof Services-Auditing	5,000.00	5,000.00	6,000.00	6,000.00	6,000.00	6,000.00	6,000.00	6,000.00	6,000.00	6,000.00
321 Professional Services-Legal	558.55	76,765.01	15,000.00	15,000.00	15,000.00	15,000.00	15,000.00	15,000.00	15,000.00	15,000.00
Total Contractual Services	733,415.32	1,074,600.63	1,235,244.00	1,215,546.00	1,588,519.00	1,588,519.00	1,721,413.00	2,102,689.00	2,259,754.51	2,396,953.15

Budget Code & Classification		FY09-10 Actual	FY10-11 Actual	FY11-12 Budget	FY11-12 Estimate	FY12-13 Requested	FY12-13 Recommended	FY13-14 Projected	FY14-15 Projected	FY15-16 Projected	FY16-17 Projected
MAINTENANCE											
401	Building and Grounds	5,839.10	6,567.32	10,000.00	10,000.00	10,000.00	10,000.00	10,000.00	10,000.00	10,000.00	10,000.00
405	Sanitary Sewers	3,133.83	2,290.24	4,875.00	4,875.00	4,375.00	4,375.00	4,375.00	4,375.00	4,375.00	4,375.00
409	Machine Equip and Tool Maint.	3,427.60	4,109.54	7,125.00	7,125.00	6,739.00	6,739.00	5,509.00	5,509.00	5,509.00	5,509.00
410	Motor Vehicle Maintenance	13,613.23	8,542.22	13,780.00	13,780.00	13,030.00	13,030.00	13,030.00	13,030.00	13,030.00	13,030.00
411	Radio Maintenance	1,147.50	579.55	1,500.00	1,500.00	1,500.00	1,500.00	1,500.00	1,500.00	1,500.00	1,500.00
412	Other Maintenance	0.00	0.00	0.00	0.00	0.00	0.00	0.00	0.00	0.00	0.00
Total Maintenance		27,161.26	22,088.87	37,280.00	37,280.00	35,644.00	35,644.00	34,414.00	34,414.00	34,414.00	34,414.00
OTHER CHARGES											
502	Bond Interest Expense										
505	Other Charges	6.00	65.71	100.00	100.00	100.00	100.00	100.00	100.00	100.00	100.00
509	Refunds/Judge/Settlemts										
Total Other Charges		6.00	65.71	100.00	100.00	100.00	100.00	100.00	100.00	100.00	100.00
CAPITAL OUTLAY											
610	Office Equipment										
613	Motor Vehicles	0.00	47,929.40	210,000.00	208,800.00	0.00	0.00	0.00	0.00	0.00	0.00
618	Other Capital Outlay	3,058.30	19,516.04	7,500.00	6,044.00	72,000.00	40,000.00	0.00	0.00	0.00	0.00
Total Capital Outlay		3,058.30	67,445.44	217,500.00	214,844.00	72,000.00	40,000.00	0.00	0.00	0.00	0.00
TOTAL		1,090,960.03	1,521,447.34	1,883,192.00	1,855,714.00	2,101,993.00	2,068,623.00	2,166,247.34	2,557,296.36	2,724,461.24	2,872,099.96

Budget Code & Classification	FY09-10 Actual	FY10-11 Actual	FY11-12 Budget	FY11-12 Estimate	FY12-13 Requested	FY12-13 Recommended	FY13-14 Projected	FY14-15 Projected	FY15-16 Projected	FY16-17 Projected
2-43-STORM WATER MANAGEMENT SEWER FUND										
OTHER CHARGES										
505 Other Charges	67,773.40	8,945.40	36,954.00	5,500.00	60,283.00	60,283.00	60,283.00	60,283.00	60,283.00	60,283.00
TOTAL	67,773.40	8,945.40	36,954.00	5,500.00	60,283.00	60,283.00	60,283.00	60,283.00	60,283.00	60,283.00

BOND FUND (4) DEBT SERVICE

Budget Code & Classification	FY09-10 Actual	FY10-11 Actual	FY11-12 Budget	FY11-12 Estimate	FY12-13 Requested	FY12-13 Recommended	FY13-14 Projection	FY14-15 Projection	FY15-16 Projection	FY16-17 Projection
Cash Carry Forward	7,485,980.00	7,341,105.00	4,569,249.92	5,941,366.00	4,539,803.94	4,539,803.94	3,639,894.14	2,539,908.74	2,567,684.93	896,751.02
1000 Inter-Fund Transfers										
1001 Real Estate Tax	764,425.56	492,470.25	529,668.83	529,668.83	638,477.27	636,224.77	662,059.28	832,271.01	1,531,573.36	2,522,478.03
1002 Personal Property Tax	-	-	-	-	-	-	-	-	-	-
1003 Back Year Taxes All Types	9,366.36	7,087.21	1,000.00	1,000.00	1,000.00	1,000.00	1,000.00	1,000.00	1,000.00	1,000.00
1004 Homestead Exemption	17,789.62	11,423.44	-	10,000.00	-	-	-	-	-	-
1005 Motor Vehicle Tax	-	-	-	-	-	-	-	-	-	-
1007 Sales Tax	1,166,396.24	1,247,062.00	997,050.00	1,290,000.00	1,016,991.00	1,016,991.00	1,037,330.82	1,058,077.44	1,079,238.99	1,100,823.76
1008 Real Estate Tax Credit	28,304.56	17,277.08	-	-	-	-	-	-	-	-
2006 Motor Vehicle ProRate	2,171.17	1,634.94	100.00	100.00	100.00	100.00	100.00	100.00	100.00	100.00
2007 In Lieu of Tax	21,083.72	16,465.54	-	15,000.00	-	-	-	-	-	-
2012 Transfer from SIDs	50,876.58	15.67	-	-	-	-	-	-	-	-
8001 Other Revenue	98,183.75	229,443.75	1,886,290.00	-	668,450.00	668,450.00	-	1,000,000.00	-	3,000,000.00
8010 Interest Income	82,678.30	16,447.52	15,000.00	15,000.00	20,000.00	20,000.00	20,000.00	10,000.00	10,000.00	10,000.00
8012 Special Assessments-Interest	188,197.81	85,591.04	50,000.00	50,000.00	75,000.00	75,000.00	75,000.00	75,000.00	75,000.00	75,000.00
8060 Refinancing Bonds	-	-	-	-	-	-	-	-	-	-
8060 Bond Proceeds	11,370,000.00	8,620,000.00	-	8,915,000.00	-	-	-	-	-	-
8061 Special Assessment-Principal	347,917.25	252,395.92	250,000.00	250,000.00	250,000.00	250,000.00	250,000.00	250,000.00	250,000.00	250,000.00
4010 Lottery Transfer Budgeted	927,245.00	732,436.00	659,430.00	659,430.00	701,934.38	701,934.38	695,438.75	708,260.00	-	-
Total Income	15,074,635.92	11,729,750.36	4,388,538.83	11,735,198.83	3,371,952.65	3,369,700.15	2,740,928.85	3,934,708.44	2,946,912.34	6,959,401.80
Total Available	22,560,615.92	19,070,855.36	8,957,788.75	17,676,564.83	7,911,756.58	7,909,504.09	6,380,822.99	6,474,617.18	5,514,597.27	7,856,152.82
EXP % of REVENUE	101%	112%	98%	112%	127%	127%	140%	99%	157%	72%
Exp and Requirements	15,199,316.91	13,132,036.47	4,280,214.00	13,136,760.89	4,269,609.95	4,269,609.95	3,840,914.25	3,906,932.25	4,617,846.25	5,007,993.50
Balance Forward	7,361,299.01	5,938,818.89	4,677,574.75	4,539,803.94	3,642,146.63	3,639,894.14	2,539,908.74	2,567,684.93	896,751.02	2,848,159.32

4-61-DEBT SERVICE

200 Inter-Fund Transfers-CIP	493,000.00	1,056,843.00	850,954.00	714,953.00	811,303.00	811,303.00	317,557.00	194,000.00	0.00	642,000.00
620 General Fund	-	-	-	-	-	-	-	-	-	-
624 OSP Transfer	-	-	-	-	-	-	-	-	-	-
625 EDP Transfer	-	-	-	-	-	-	-	-	-	-
303 Professional Services	-	-	-	-	-	-	-	-	-	-
501 Debt Service - Bond Principal	13,260,000.00	10,720,000.00	2,285,000.00	10,760,000.00	2,565,000.00	2,565,000.00	2,580,000.00	2,560,000.00	3,335,000.00	3,165,000.00
502 Debt Service - Bond Interest	1,304,499.01	1,249,172.71	1,079,260.00	1,496,807.89	803,306.95	803,306.95	853,357.25	1,062,932.25	1,192,846.25	1,110,993.50
503 Warrant/BAN Principal	-	-	-	-	-	-	-	-	-	-
504 Warrant/BAN Interest	-	-	-	-	-	-	-	-	-	-
510 County Treasurer Fees	15,796.90	10,065.36	15,000.00	15,000.00	15,000.00	15,000.00	15,000.00	15,000.00	15,000.00	15,000.00
511 Reserve/Bond Payment	-	-	-	-	-	-	-	-	-	-
514 Financial/Legal Fees	126,021.00	95,955.40	50,000.00	150,000.00	75,000.00	75,000.00	75,000.00	75,000.00	75,000.00	75,000.00
TOTAL	15,199,316.91	13,132,036.47	4,280,214.00	13,136,760.89	4,269,609.95	4,269,609.95	3,840,914.25	3,906,932.25	4,617,846.25	5,007,993.50
Valuation	1,018,941,739	1,049,942,564	1,059,337,658	1,059,337,658	1,064,128,775	1,060,374,615	1,103,432,129	1,387,118,347	1,531,573,355	1,681,652,022
Tax Levy	0.08%	0.0469%	0.0500%	0.0500%	0.0600%	0.0600%	0.0600%	0.0600%	0.1000%	0.1500%

Capital Improvement Fund

Budget Code & Classification	FY09-10 Actual	FY10-11 Actual	FY11-12 Budget	FY11-12 Estimate	FY12-13 Requested	FY12-13 Recommended	FY13-14 Projection	FY14-15 Projection	FY15-16 Projection	FY16-17 Projection
5-04-REVENUES										
1007 Sales Tax	493,000.00	1,056,843.00	850,954.00	714,953.00	868,110.00	811,303.00	317,557.00	194,000.00	-	642,000.00
2008 Grants	342,596.32	2,705,922.31	937,072.00	629,137.00	339,869.00	547,860.00	1,700,000.00	-	-	976,000.00
4010 Lottery Transfer	55,000.00	101,685.00	342,914.00	208,834.00	351,114.00	351,114.00	295,149.00	172,236.00	50,000.00	50,000.00
8001 Intergovernmental	-	15,768.00	129,927.00	-	73,978.00	170,807.00				75,000.00
2000 CDBG Funds	45,000.00	12,000.00								
1000 General Fund Transfer	-	40,000.00	100,000.00	105,780.00	100,000.00	100,000.00	200,000.00			
8061 Special Assessment	-						150,000.00	50,000.00		
8060 Bond Proceeds	-	-	1,151,971.00	-	-	-	800,000.00		90,000.00	500,000.00
8010 Interest Income										
Total Income	935,596.32	3,932,218.31	3,512,838.00	1,658,704.00	1,733,071.00	1,981,084.00	3,462,706.00	416,236.00	140,000.00	2,243,000.00
Expenditures	935,596.32	3,932,218.31	3,512,838.00	1,658,704.00	1,733,071.00	1,981,084.00	3,462,706.00	416,236.00	140,000.00	2,243,000.00

5-71 EXPENDITURES

STREETS	447,302.69	1,203,839.35	1,562,871.00	445,418.00	1,206,957.00	1,411,290.00	467,557.00	244,000.00	90,000.00	2,193,000.00
PARKS	36,028.47	107,065.26	801,892.00	892,672.00		43,680.00	2,500,000.00			
B&G			82,000.00	-						
SEWER	23.92	-			75,000.00	75,000.00				
GOLF	19,964.25	10,000.00					-	-		
RECREATION		10,576.83	735,000.00	-						
STREETS/SEWER										
PUBLIC SAFETY	-	-								
OTHER	432,276.99	2,600,736.87	331,075.00	320,614.00	451,114.00	451,114.00	495,149.00	172,236.00	50,000.00	50,000.00
Total CIP	935,596.32	3,932,218.31	3,512,838.00	1,658,704.00	1,733,071.00	1,981,084.00	3,462,706.00	416,236.00	140,000.00	2,243,000.00
Total Expenditures	935,596.32	3,932,218.31	3,512,838.00	1,658,704.00	1,733,071.00	1,981,084.00	3,462,706.00	416,236.00	140,000.00	2,243,000.00

LOTTERY FUND

Budget Code & Classification	FY09-10 Actual	FY10-11 Actual	FY11-12 Budget	FY11-12 YE Estimate	FY12-13 Requested	FY12-13 Recommended	FY13-14 Projection	FY14-15 Projection	FY15-16 Projection	FY16-17 Projection
8-04-REVENUES										
LOTTERY FUND (8)										
8-01-0010 Total	3,913,105.00	3,125,247.00	2,767,236.00	2,979,291.00	2,696,837.00	2,696,837.00	2,068,835.62	1,554,262.87	1,291,201.87	1,821,122.87
1000 Inter-Fund Transfers										
8001 Miscellaneous	20,130.33	53,745.26	126,725.00	64,530.00	26,315.00	112,667.00	27,000.00	27,000.00	27,000.00	27,000.00
8010 Interest Income	65,115.99	16,110.86	50,000.00	10,000.00	10,000.00	10,000.00	40,315.00	40,315.00	40,315.00	40,315.00
8011 Lottery Rev/Comm. Bettermt	947,577.81	1,107,696.75	850,000.00	950,000.00	900,000.00	900,000.00	900,000.00	900,000.00	900,000.00	900,000.00
8014 Taxes - Form 51	338,326.39	360,432.75	275,000.00	325,000.00	300,000.00	300,000.00	300,000.00	300,000.00	300,000.00	300,000.00
Operator bonus reserve										
Total Income	1,371,150.52	1,537,985.62	1,301,725.00	1,349,530.00	1,236,315.00	1,322,667.00	1,267,315.00	1,267,315.00	1,267,315.00	1,267,315.00
Total Available	5,284,255.52	4,663,232.62	4,068,961.00	4,328,821.00	3,933,152.00	4,019,504.00	3,336,150.62	2,821,577.87	2,558,516.87	3,088,437.87
Expenditures	2,220,822.67	1,627,190.04	1,816,179.00	1,631,984.00	1,981,688.38	1,950,668.38	1,781,887.75	1,530,376.00	737,394.00	727,496.20
Balance Forward	3,063,432.85	3,036,042.58	2,252,782.00	2,696,837.00	1,951,463.62	2,068,835.62	1,554,262.87	1,291,201.87	1,821,122.87	2,360,941.67
8-81-LOTTERY EXPENDITURES										
LOTTERY FUND										
CONTRACTUAL SERVICES										
200 Inter-Fund Transfers										
303 Professional Services-Other	125,760.77	102,045.18	122,735.00	75,000.00	66,140.00	220,750.00	95,100.00	95,100.00	108,850.00	95,100.00
308 Legal Advertising										
314 Other Contractual Services	100.00	-	2,600.00	2,600.00	2,500.00	2,500.00	2,600.00	2,500.00	2,500.00	2,500.00
320 Professional Services-Auditing	23,803.22	24,680.00	29,500.00	29,500.00	32,000.00	32,000.00	33,600.00	35,280.00	37,044.00	38,896.20
321 Professional Services-Legal	-	-	10,000.00	10,000.00	10,000.00	10,000.00	10,000.00	10,000.00	10,000.00	10,000.00
8-02-0990 Operator Bonus										
Total Contractual Services	149,663.99	126,725.18	164,835.00	117,100.00	110,640.00	265,250.00	141,300.00	142,880.00	158,394.00	146,496.20
OTHER CHARGES										
505 State Taxes	338,326.39	360,432.75	275,000.00	325,000.00	300,000.00	300,000.00	300,000.00	300,000.00	300,000.00	300,000.00
514 Financial/Lending/Bond Fees										
Total Other Charges	338,326.39	360,432.75	275,000.00	325,000.00	300,000.00	300,000.00	300,000.00	300,000.00	300,000.00	300,000.00
TRANSFERS										
601 Land	524,587.29	12,111.11								
620 Transfer to General Fund	11,000.00	58,800.00	64,000.00	66,620.00	68,000.00	67,370.00	75,000.00	77,000.00	79,000.00	81,000.00
621 Transfer to Debt Service	927,245.00	732,436.00	659,430.00	659,430.00	701,934.38	701,934.38	695,438.75	708,260.00		
622 Transfer to Golf Fund	215,000.00	235,000.00	310,000.00	255,000.00	450,000.00	265,000.00	275,000.00	130,000.00	150,000.00	150,000.00
630 Transfer to EDF										
631 Transfer To CIP	55,000.00	101,885.00	342,914.00	208,834.00	351,114.00	351,114.00	295,149.00	172,236.00	50,000.00	50,000.00
Total Transfers	1,732,832.29	1,140,032.11	1,376,344.00	1,189,884.00	1,571,048.38	1,385,418.38	1,340,587.75	1,087,496.00	279,000.00	281,000.00
Total Lottery Fund	2,220,822.67	1,627,190.04	1,816,179.00	1,631,984.00	1,981,688.38	1,950,668.38	1,781,887.75	1,530,376.00	737,394.00	727,496.20

GOLF FUND		FY09-10	FY10-11	FY11-12	FY11-12	FY12-13	FY12-13	FY13-14	FY14-15	FY15-16	FY16-17
Budget Code & Classification		Actual	Actual	Budget	Estimate	Requested	Recommended	Projection	Projection	Projection	Projection
9-04-GOLF REVENUES											
3-01-0010	Total	42,503.00	47,537.00	29,907.50	50,966.00	15,867.00	15,867.00	12,504.00	21,670.46	11,069.38	15,224.25
7100	Green Fees	149,024.76	167,236.32	131,632.00	131,632.00	135,000.00	135,000.00	130,000.00	130,000.00	130,000.00	130,000.00
7100	Carts	57,163.48	60,168.07	40,428.00	40,428.00	48,000.00	48,000.00	40,000.00	40,000.00	40,000.00	40,000.00
7100	Misc Play Sales**										
7400	Concession Sales	35,293.08	34,256.03	30,000.00	30,000.00	30,000.00	30,000.00	30,000.00	30,000.00	30,000.00	30,000.00
	Total Golf Proceeds	241,481.32	261,660.42	202,060.00	202,060.00	213,000.00	213,000.00	200,000.00	200,000.00	200,000.00	200,000.00
4010	Lottery Transfer	215,000.00	235,000.00	310,000.00	255,000.00	450,000.00	265,000.00	275,000.00	130,000.00	150,000.00	150,000.00
5022	Fee Income	367.84	358.95	200.00	200.00	200.00	200.00	200.00	200.00	200.00	200.00
7300	Pro-Shop Merchandise	4,979.05	4,663.16	4,500.00	4,500.00	4,400.00	4,400.00	3,800.00	3,000.00	3,000.00	3,000.00
8001	Miscellaneous	110.28	91.84	100.00	100.00	100.00	100.00	100.00	100.00	100.00	100.00
8010	Interest Income	166.21	38.89	25.00	25.00	25.00	25.00	25.00	450.00	450.00	450.00
8062	Res. Rev Reclass w/Exp										
	Total Income	462,104.70	501,813.26	516,885.00	461,885.00	667,725.00	482,725.00	479,125.00	333,750.00	353,750.00	353,750.00
	Total Available	504,607.70	549,350.26	546,792.50	512,851.00	683,592.00	498,592.00	491,629.00	355,420.46	364,819.38	368,974.25
	Total Operating Expenditures	457,237.40	492,835.22	533,235.00	496,984.00	521,370.00	472,088.00	469,958.54	344,351.08	349,595.12	354,993.43
	Total Capital Expenditures	4,561.15	5,932.10	0.00	0.00	131,500.00	14,000.00	0.00	0.00	0.00	0.00
	Balance Forward	42,809.15	50,582.94	13,557.50	15,867.00	30,722.00	12,504.00	21,670.46	11,069.38	15,224.25	13,980.83
Golf Course Bonds		Principal & Interest									
	FY13	\$	130,082.50								
	FY14	\$	128,406.25								
		\$	258,488.75								

GOLF FUND										
Budget Code & Classification	FY09-10 Actual	FY10-11 Actual	FY11-12 Budget	FY11-12 Estimate	FY12-13 Requested	FY12-13 Recommended	FY13-14 Projected	FY14-15 Projected	FY15-16 Projected	FY16-17 Projected
CLUB HOUSE										
9-91-GOLF EXPENDITURES										
PERSONNEL SERVICES										
101 Salaries - Full-Time	40,414.40	46,138.40	46,151.00	46,151.00	47,078.00	47,078.00	48,019.56	48,979.95	49,959.55	50,958.74
102 Salaries - Part-Time	25,501.25	27,895.24	42,089.00	32,000.00	43,818.00	43,818.00	44,694.36	45,588.25	46,500.01	47,430.01
103 Overtime Salaries	0.00	10.32	0.00	0.00	0.00	0.00	0.00	0.00	0.00	0.00
104 FICA	4,853.96	5,466.37	6,750.00	2,448.00	6,954.00	6,954.00	7,093.08	7,234.94	7,379.64	7,527.23
105 Insurance Charges	9,226.38	10,203.61	9,565.00	9,565.00	10,215.00	9,956.00	10,827.90	11,477.57	12,166.23	12,896.20
106 Other Personnel Services										
107 Pension	2,424.76	2,768.24	2,769.00	2,769.00	2,825.00	2,825.00	2,881.50	2,939.13	2,997.91	3,057.87
109 Self Insurance Expense	0.00	0.00	0.00	0.00	0.00	0.00	0.00	0.00	0.00	0.00
Total Personnel Services	82,420.75	92,482.18	107,324.00	92,933.00	110,890.00	110,631.00	113,516.40	116,219.84	119,003.34	121,870.06
COMMODITIES										
200 Inter-Fund Transfers										
201 Office Supplies	623.58	301.62	580.00	580.00	580.00	580.00	580.00	580.00	580.00	580.00
204 Wearing Apparel	227.00	188.01	400.00	400.00	400.00	400.00	400.00	400.00	400.00	400.00
207 Janitorial Supply	699.56	662.24	792.00	792.00	792.00	792.00	792.00	792.00	792.00	792.00
211 Other Commodities										
Total Commodities	1,550.14	1,151.87	1,772.00	1,772.00	1,772.00	1,772.00	1,772.00	1,772.00	1,772.00	1,772.00
CONTRACTUAL SERVICES										
301 Postage	295.63	259.39	600.00	600.00	600.00	600.00	600.00	600.00	600.00	600.00
302 Telephone	1,783.04	1,840.59	3,000.00	3,000.00	3,000.00	3,000.00	3,000.00	3,000.00	3,000.00	3,000.00
303 Prof Services-Other	502.50	332.50	200.00	200.00	200.00	200.00	200.00	200.00	200.00	200.00
304 Utilities	8,913.49	8,637.75	9,500.00	9,500.00	9,500.00	9,500.00	9,500.00	9,500.00	9,500.00	9,500.00
305 Insurance and Bonds	5,000.00	5,408.12	6,000.00	5,000.00	5,000.00	5,000.00	5,000.00	5,000.00	5,000.00	5,000.00
306 Rentals	914.58	709.38	750.00	750.00	750.00	750.00	750.00	750.00	750.00	750.00
308 Advertising - Promo	308.00	520.00	1,800.00	1,800.00	1,800.00	1,800.00	1,800.00	1,800.00	1,800.00	1,800.00
308 Advert - Legal - Other	0.00	0.00	0.00	0.00	0.00	0.00	0.00	0.00	0.00	0.00
309 Printing	1,964.02	1,002.38	2,100.00	2,100.00	2,100.00	2,100.00	2,100.00	2,100.00	2,100.00	2,100.00
310 Dues & Subscriptions	36.68	36.63	0.00	0.00	0.00	0.00	0.00	0.00	0.00	0.00
311 Travel Expense	0.00	0.00	0.00	0.00	0.00	0.00	0.00	0.00	0.00	0.00
312 Towel/Uniform Cleaning	41.25	0.00	0.00	0.00	0.00	0.00	0.00	0.00	0.00	0.00
313 Training	0.00	0.00	0.00	0.00	0.00	0.00	0.00	0.00	0.00	0.00
314 Other Contract Services	859.23	1,400.83	800.00	800.00	800.00	800.00	800.00	800.00	800.00	800.00
320 Prof Services-Audit	350.00	350.00	350.00	350.00	500.00	500.00	500.00	500.00	500.00	500.00
321 Prof Services-Legal	0.00	0.00	0.00	0.00	0.00	0.00	0.00	0.00	0.00	0.00
8100 Cart Lease-Misc	11,493.82	13,387.92	17,830.00	17,830.00	16,204.00	16,204.00	14,598.00	12,302.00	12,302.00	12,302.00
8300 Pro Shop Misc	3,469.93	3,476.89	3,500.00	3,500.00	3,500.00	3,500.00	3,500.00	3,500.00	3,500.00	3,500.00
8400 Concess Food - Other	17,413.78	14,838.07	10,000.00	10,000.00	10,000.00	10,000.00	10,000.00	10,000.00	10,000.00	10,000.00
Total Contractual	53,345.95	52,200.45	56,430.00	55,430.00	53,954.00	53,954.00	52,348.00	50,052.00	50,052.00	50,052.00

GOLF FUND										
Budget Code & Classification	FY09-10 Actual	FY10-11 Actual	FY11-12 Budget	FY11-12 Estimate	FY12-13 Requested	FY12-13 Recommended	FY13-14 Projected	FY14-15 Projected	FY15-16 Projected	FY16-17 Projected
MAINTENANCE										
401 Buildings and Grounds	4,119.99	3,483.63	9,268.00	9,268.00	7,087.00	7,087.00	3,953.00	3,953.00	3,953.00	3,953.00
409 Repair & Maintenance	0.00	0.00	0.00	0.00	0.00	0.00	0.00	0.00	0.00	0.00
410 Vehicle Maintenance	0.00	0.00	0.00	0.00	0.00	0.00	0.00	0.00	0.00	0.00
411 Radio	0.00	0.00	0.00	0.00	0.00	0.00	0.00	0.00	0.00	0.00
412 Other	0.00	0.00	0.00	0.00	0.00	0.00	0.00	0.00	0.00	0.00
Total Maintenance	4,119.99	3,483.63	9,268.00	9,268.00	7,087.00	7,087.00	3,953.00	3,953.00	3,953.00	3,953.00
OTHER CHARGES										
501 Bond/Principal Expense	100,000.00	110,000.00	115,000.00	115,000.00	120,000.00	120,000.00	125,000.00	0.00	0.00	0.00
502 Bond/Interest Expense	28,177.50	22,532.50	16,458.00	16,458.00	10,083.00	10,083.00	3,407.00	0.00	0.00	0.00
505 Other Charges	5,750.65	4,050.80	4,100.00	4,100.00	4,100.00	4,100.00	4,100.00	4,100.00	4,100.00	4,100.00
514 Financial/Lend/Bond Fees	794.52	781.76	1,000.00	1,000.00	1,000.00	1,000.00	1,000.00	1,000.00	1,000.00	1,000.00
Total Other Charges	134,722.67	137,365.06	136,558.00	136,558.00	135,183.00	135,183.00	133,507.00	5,100.00	5,100.00	5,100.00
CAPITAL OUTLAY										
618 Other Capital Outlay		0.00	0.00	0.00	0.00	0.00	0.00	0.00	0.00	0.00
621 Trnsf To Debt Serv-Int										
Total Capital Outlay	0.00	0.00	0.00	0.00	0.00	0.00	0.00	0.00	0.00	0.00
Total Golf Club House	276,159.50	286,683.19	311,352.00	295,961.00	308,886.00	308,627.00	305,096.40	177,096.84	179,880.34	182,747.06

GOLF FUND		FY09-10	FY10-11	FY11-12	FY11-12	FY12-13	FY12-13	FY13-14	FY14-15	FY15-16	FY16-17
Budget Code & Classification		Actual	Actual	Budget	Estimate	Requested	Recommended	Projected	Projected	Projected	Projected
GOLF MAINTENANCE											
9-92-GOLF EXPENDITURES											
PERSONNEL SERVICES											
101	Salaries - Full-Time	81,705.60	88,300.00	86,665.00	86,665.00	89,277.00	44,325.00	45,211.50	46,115.73	47,038.04	47,978.81
102	Salaries - Part-Time	20,610.14	22,393.52	26,200.00	14,200.00	26,200.00	39,000.00	39,780.00	40,575.60	41,387.11	42,214.85
103	Overtime Salaries	498.77	230.26	400.00	400.00	400.00	400.00	400.00	400.00	400.00	400.00
104	FICA	7,558.96	7,886.99	8,665.00	7,747.00	8,865.00	6,405.00	6,533.10	6,663.76	6,797.04	6,932.98
105	Insurance Charges	10,737.08	18,786.65	15,568.00	15,568.00	17,260.00	8,098.00	8,583.88	9,098.91	9,644.85	10,223.54
106	Other Personnel Services										
107	Pension	4,902.18	5,298.00	5,200.00	5,200.00	5,357.00	2,283.00	2,328.66	2,375.23	2,422.74	2,471.19
109	Self Insurance Expense	0.00	0.00	0.00	0.00	0.00	0.00	0.00	0.00	0.00	0.00
Total Personnel Services		126,012.73	142,895.42	142,698.00	129,780.00	147,359.00	100,511.00	102,837.14	105,229.24	107,689.78	110,221.37
COMMODITIES											
200	Inter-Fund Transfers										
201	Office Supplies	48.51	30.31	26.00	26.00	26.00	26.00	26.00	26.00	26.00	26.00
203	Food Supplies	5.60	14.04	60.00	60.00	60.00	60.00	60.00	60.00	60.00	60.00
205	Motor Veh Supplies-Fuel	5,339.78	6,411.53	5,500.00	7,000.00	7,000.00	7,000.00	7,000.00	7,000.00	7,000.00	7,000.00
207	Janitorial Supply	94.00	25.91	100.00	100.00	100.00	100.00	100.00	100.00	100.00	100.00
208	Chemical Supply	3,481.01	3,857.38	3,500.00	3,500.00	3,500.00	3,500.00	3,500.00	3,500.00	3,500.00	3,500.00
210	Botanical Supply	6,466.60	6,731.25	6,500.00	6,500.00	6,500.00	6,500.00	6,500.00	6,500.00	6,500.00	6,500.00
211	Other Commodities	0.00	0.00	0.00	0.00	0.00	0.00	0.00	0.00	0.00	0.00
Total Commodities		15,435.50	17,070.42	15,686.00	17,186.00	17,186.00	17,186.00	17,186.00	17,186.00	17,186.00	17,186.00
CONTRACTUAL SERVICES											
301	Postage	293.87	259.36	290.00	290.00	290.00	290.00	290.00	290.00	290.00	290.00
302	Telephone	799.83	818.38	1,440.00	1,440.00	1,440.00	1,440.00	1,440.00	1,440.00	1,440.00	1,440.00
303	Prof Services-Other	35.00	70.00	80.00	80.00	80.00	80.00	80.00	80.00	80.00	80.00
304	Utilities	4,252.77	4,782.52	4,500.00	4,500.00	4,770.00	4,770.00	4,770.00	4,770.00	4,770.00	4,770.00
305	Insurance and Bonds	5,000.00	5,408.13	6,000.00	5,000.00	5,000.00	5,000.00	5,000.00	5,000.00	5,000.00	5,000.00
308	Advertising										
309	Printing	1,172.03	1,002.41	1,020.00	1,020.00	1,020.00	1,020.00	1,020.00	1,020.00	1,020.00	1,020.00
310	Dues and Subscriptions	459.56	463.16	460.00	480.00	480.00	480.00	480.00	480.00	480.00	480.00
311	Travel Expense	1,323.88	1,431.57	1,488.00	1,388.00	1,440.00	15.00	1,440.00	1,440.00	1,440.00	1,440.00
313	Training	830.00	1,030.00	1,132.00	900.00	1,040.00	290.00	1,040.00	1,040.00	1,040.00	1,040.00
314	Other Contract Services	7,211.68	7,100.88	7,639.00	7,639.00	7,639.00	7,639.00	4,639.00	4,639.00	4,639.00	4,639.00
320	Prof Services-Audit	350.00	350.00	350.00	350.00	500.00	500.00	500.00	500.00	500.00	500.00
321	Prof Services-Legal	496.00	0.00	0.00	0.00	0.00	0.00	0.00	0.00	0.00	0.00
Total Contractual		22,224.62	22,716.41	24,399.00	23,087.00	23,699.00	21,524.00	20,699.00	20,699.00	20,699.00	20,699.00

GOLF FUND										
Budget Code & Classification	FY09-10 Actual	FY10-11 Actual	FY11-12 Budget	FY11-12 Estimate	FY12-13 Requested	FY12-13 Recommended	FY13-14 Projected	FY14-15 Projected	FY15-16 Projected	FY16-17 Projected
MAINTENANCE										
401 Buildings and Grounds	5,367.09	10,991.87	26,500.00	18,370.00	11,640.00	11,640.00	11,640.00	11,640.00	11,640.00	11,640.00
409 Repair & Maintenance	2,674.09	3,184.40	3,000.00	3,000.00	3,000.00	3,000.00	3,000.00	3,000.00	3,000.00	3,000.00
410 Vehicle Maintenance	5,391.28	5,452.37	5,500.00	5,500.00	5,500.00	5,500.00	5,500.00	5,500.00	5,500.00	5,500.00
411 Radio	0.00	0.00	0.00	0.00	0.00	0.00	0.00	0.00	0.00	0.00
412 Other	3,817.79	3,820.43	4,000.00	4,000.00	4,000.00	4,000.00	4,000.00	4,000.00	4,000.00	4,000.00
Total Maintenance	17,250.25	23,449.07	39,000.00	30,870.00	24,140.00	24,140.00	24,140.00	24,140.00	24,140.00	24,140.00
OTHER CHARGES										
505 Other Charges	154.80	20.71	100.00	100.00	100.00	100.00	0.00	0.00	0.00	0.00
Total Other Charges	154.80	20.71	100.00	100.00	100.00	100.00	0.00	0.00	0.00	0.00
CAPITAL OUTLAY										
618 Other Capital Outlay	4,561.15	5,932.10	0.00	0.00	131,500.00	14,000.00	0.00	0.00	0.00	0.00
Total Capital Outlay	4,561.15	5,932.10	0.00	0.00	131,500.00	14,000.00	0.00	0.00	0.00	0.00
Total Golf Maintenance	185,639.05	212,084.13	221,883.00	201,023.00	343,984.00	177,461.00	164,862.14	167,254.24	169,714.78	172,246.37

ECONOMIC DEVELOPMENT FUND (14)

Budget Code & Classification	FY09-10 Actual	FY10-11 Actual	FY11-12 Budget	FY11-12 Estimate	FY12-13 Requested	FY12-13 Recommended	FY13-14 Projection	FY14-15 Projection	FY15-16 Projection	FY16-17 Projection
14-01-0010 Total Brought Forward	1,618,687.00	1,305,110.75	1,092,151.69	1,093,984.00	882,385.44	882,385.44	669,296.88	457,474.57	245,194.51	35,341.45
14-04-8001 Other Revenue										
1007 Sales Tax - General Fund		600,000.00	600,000.00	600,000.00	600,000.00	600,000.00	600,000.00	600,000.00	600,000.00	
1007 Sales Tax - Bond Fund										
1001 Real Estate Tax										
8010 Interest Income	9,532.81	1,831.95								
8060 Bond Proceeds										15,810,691.45
8062 CC Loan Payment	1,186,573.44	1,186,573.44	1,186,573.44	1,186,573.44	1,186,573.44	1,186,573.44	1,186,573.44	1,186,573.44	1,186,573.44	
Total Income	1,196,106.25	1,788,405.39	1,786,573.44	1,786,573.44	1,786,573.44	1,786,573.44	1,786,573.44	1,786,573.44	1,786,573.44	15,810,691.45
Total Available	2,814,793.25	3,093,516.14	2,878,725.13	2,880,557.44	2,668,958.88	2,668,958.88	2,455,870.32	2,244,048.01	2,031,767.95	15,846,032.90
Exp and Requirements	1,509,682.50	1,999,532.50	1,998,172.00	1,998,172.00	1,999,662.00	1,999,662.00	1,998,395.75	1,998,853.50	1,996,426.50	8,595,740.50
Balance Forward	1,305,110.75	1,093,983.64	880,553.13	882,385.44	669,296.88	669,296.88	457,474.57	245,194.51	35,341.45	7,250,292.40

14-51 Economic Development Fund

200 Inter-Fund Transfers										6,600,000.00
303 Professional Services										
501 Debt Service - Bond Principal		505,000.00	535,000.00	535,000.00	570,000.00	570,000.00	605,000.00	645,000.00	685,000.00	730,000.00
502 Debt Service - Bond Interest	1,509,682.50	1,494,532.50	1,463,172.00	1,463,172.00	1,429,662.00	1,429,662.00	1,393,395.75	1,353,853.50	1,311,426.50	1,265,740.50
503 Warrant/BAN Principal										
504 Warrant/BAN Interest										
510 County Treasurer Fees										
511 Land/Construction Pymnt										
514 Financial/Legal Fees										
TOTAL	1,509,682.50	1,999,532.50	1,998,172.00	1,998,172.00	1,999,662.00	1,999,662.00	1,998,395.75	1,998,853.50	1,996,426.50	8,595,740.50

OFF STREET PARKING FUND (15)

Budget Code & Classification	FY09-10 Actual	FY10-11 Actual	FY11-12 Budget	FY11-12 Estimate	FY12-13 Requested	FY12-13 Recommended	FY13-14 Projection	FY14-15 Projection	FY15-16 Projection	FY16-17 Projection
15-01-0010 Total Brought Forward	36,851.00	24,116.00	23,294.87	27,349.00	25,466.00	25,466.00	13,002.25	8,042.25	6,482.25	8,902.25
15-04-8001 Other Revenue										
1007 Sales Tax - General Fund	650,000.00	730,000.00	550,000.00	550,000.00	605,000.00	605,000.00	605,000.00	610,000.00	610,000.00	610,000.00
1007 Sales Tax - Bond Fund										
1001 Real Estate Tax										
8010 Interest Income	99.90	62.12								
8060 Bond Proceeds		6,495,000.00								
8062 CC Lease Payment										
Total Income	650,099.90	7,225,062.12	550,000.00	550,000.00	605,000.00	605,000.00	605,000.00	610,000.00	610,000.00	610,000.00
Total Available	686,950.90	7,249,178.12	573,294.87	577,349.00	630,466.00	630,466.00	618,002.25	618,042.25	616,482.25	618,902.25
Exp and Requirements	664,648.72	7,221,829.55	551,883.00	551,883.00	617,463.75	617,463.75	609,960.00	611,560.00	607,580.00	612,732.50
Balance Forward	22,302.18	27,348.57	21,411.87	25,466.00	13,002.25	13,002.25	8,042.25	6,482.25	8,902.25	6,169.75

15-52 Off-Street Parking

200 Inter-Fund Transfers										
210 Botanical Supplies	8,030.00	7,642.05	9,000.00	9,000.00	14,000.00	14,000.00	9,000.00	9,000.00	9,000.00	9,000.00
303 Professional Service-Other										
304 Utilities	12,304.85	18,075.47	13,500.00	13,500.00	14,310.00	14,310.00	13,500.00	13,500.00	13,500.00	13,500.00
401 Buildings and Grounds	1,668.73	2,028.07	2,000.00	2,000.00	2,000.00	2,000.00	2,000.00	2,000.00	2,000.00	2,000.00
408 Street Maintenance	3,035.92	1,244.47	3,000.00	3,000.00	3,000.00	3,000.00	3,000.00	3,000.00	3,000.00	3,000.00
410 Motor Vehicle Maintenance	216.94	1,292.38	1,000.00	1,000.00	1,000.00	1,000.00	1,000.00	1,000.00	1,000.00	1,000.00
412 Other Maintenance	3,664.78	3,715.98	4,000.00	4,000.00	8,000.00	8,000.00	4,000.00	4,000.00	4,000.00	4,000.00
413 Maintenance	32.50	-	500.00	500.00	500.00	500.00	500.00	500.00	500.00	500.00
501 Debt Service - Bond Principal	315,000.00	6,755,000.00	350,000.00	350,000.00	405,000.00	405,000.00	415,000.00	425,000.00	430,000.00	445,000.00
502 Debt Service - Bond Interest	320,695.00	374,489.88	168,883.00	168,883.00	169,653.75	169,653.75	161,960.00	153,560.00	144,580.00	134,732.50
503 Warrant/BAN Principal										
504 Warrant/BAN Interest										
510 County Treasurer Fees										
511 Land/Construction Pymnt										
514 Financial/Legal Fees		58,341.25								
TOTAL	664,648.72	7,221,829.55	551,883.00	551,883.00	617,463.75	617,463.75	609,960.00	611,560.00	607,580.00	612,732.50

ORDINANCE NO. 1181

AN ORDINANCE TO AMEND ORDINANCE NO. ~~1153~~1158, AN ORDINANCE TO ESTABLISH THE AMOUNT OF CERTAIN FEES AND TAXES CHARGED BY THE CITY OF LA VISTA FOR VARIOUS SERVICES INCLUDING BUT NOT LIMITED TO BUILDING AND USE, ZONING, OCCUPATION, PUBLIC RECORDS, ALARMS, EMERGENCY SERVICES, RECREATION, LIBRARY, AND PET LICENSING; SEWER AND DRAINAGE SYSTEMS AND FACILITIES OF THE CITY FOR RESIDENTIAL USERS AND COMMERCIAL USERS (INCLUDING INDUSTRIAL USERS) OF THE CITY OF LA VISTA AND TO GRANDFATHER EXISTING STRUCTURES AND TO PROVIDE FOR TRACT PRECONNECTION PAYMENTS AND CREDITS; REGULATING THE MUNICIPAL SEWER DEPARTMENT AND RATES OF SEWER SERVICE CHARGES; TO PROVIDE FOR SEVERABILITY; AND TO PROVIDE THE EFFECTIVE DATE HEREOF.

BE IT ORDAINED BY THE MAYOR AND CITY COUNCIL OF THE CITY OF LA VISTA, SARPY COUNTY, NEBRASKA:

Section 1. General Fee Schedule. The fees and taxes charged by the City of La Vista for various services and occupations shall be, and the same hereby are, fixed in accordance with the following schedule, no modifier shall be used, and such fees and taxes charged shall be in accordance with such rules as the City Council may establish:

BUILDING & USE FEES

Building Permit

(Building valuation is determined by the most current issue of the ICC Building Valuation Data)

General	\$30 Base fee + see building fee _____ schedule
---------	---

Commercial/Industrial	\$30 Base fee + see building fee _____ schedule
-----------------------	---

Plan Review Fee

Commercial (non-refundable)	\$100 or 10% of building permit fee (whichever is greater)
-----------------------------	--

Design Review (non-refundable)	\$1,000 Bldgs 24,999 sq. ft. or less (min. fee) (or Actual Fee Incurred) \$2,000 Bldgs 25,000 – 49,999 sq. ft (min. fee) <u>(or Actual Fee Incurred)</u> \$3,000 Bldgs 50,000 -100,000+ sq.ft. (min. fee) <u>(or Actual Fee Incurred)</u> \$4,000 Bldgs 100,000 + sq.ft (min. fee) <u>(or Actual Fee Incurred)</u>
--------------------------------	---

Replacement Plan Review Fee Engineer's Review	\$100 + Request for records fees \$500
--	---

Rental Inspection Program

License Fees:

Multi-family Dwellings	\$6.00 per unit
Single-family Dwellings	\$50.00 per property
Duplex Dwellings	\$50.00 per unit
Additional Administrative Processing Fee (late fee)	\$100.00

Inspection Fees:

Primary Inspection	No charge
Class B Property Inspection (after primary inspection):	
Violation corrected	No charge
Violation not corrected	See Re-inspection Fee below
Re-inspection Fee (no show or follow up inspection)	See Re-inspection Fee below

Re-inspection Fee	\$50
Penalty Fee	3x Regular permit fee
Refund Policy	75% will be refunded when the project is cancelled or not complete within one year. No refund will be given after one year. (Sewer Hook-up Fee is 100% refunded)

Certificate of Occupancy	\$ 50
Temporary Certificate of Occupancy	\$750
Pre-occupancy fee (Occupancy without C.O.)	\$750

Amended Master Fee Schedule ~~11-12~~12/13 Fiscal Year

Temporary Use Permit (includes tents, greenhouses, event structures)	\$ 50 plus \$10/day
Sign Permit	\$150/sign
Identification Sign, Incidental Sign	\$75/sign
Master Sign Plan (more than 1 sign)	\$250
Common Sign Plan	\$250
Temporary Sign Permit:	
Non-profit or tax exempt organization	\$0
All other temporary signs	\$ 30/year
Tower Development Permit	\$1000
Co-locates – Towers	\$100
Tarp Permit(valid for 6 months)	\$ 30
Solar Panel Permit	\$ 30
Satellite Dish Permit	\$ 30
Wading/Swimming Pools at residence	\$ 30
Dedicated Electrical circuit for pumps	\$ 30
Mechanical Permits	\$30 Base fee + 5% See mechanical fee
Plumbing Permits	\$30 Base fee + 5% See mechanical fee
Sewer Repair Permit	\$30
Backflow protector permit	\$ 30 (\$22 permit & \$8 backflow)
Underground Sprinklers	\$ 30 (\$22 issue fee & \$8 fixture)
Electrical Permits	\$30 Base Fee + 5% See electrical fee
City Professional License (Plumbers; Mech. Contractors)	\$ 15 and a \$1,000,000 Liability, and a \$500,000 bodily injury insurance Certificate per each occurrence Also a \$5,000 Bond is required, naming the City as the recipient.
Demolition of building	\$250 plus Insurance Certificate
Moving Permit (buildings 120 square feet or greater)	\$250 plus Insurance Certificate
Sheds and Fences	\$ 30.00
Sidewalks	\$ 30.00
Driveway Replacement	\$ 30.00
Driveway Approach w/o curb cut or grinding	\$ 30.00
With curb requiring cut plus the 4' apron on each side)	
Contractor (Contractor performs curb cut or grind)	\$ 30.00 plus \$1.00/ft.
City Charge (if City performs curb cuts)	\$50 + \$5/ft (\$40 set up fee; \$10 permit fee)
City charge (if City performs curb grinds)	\$50 + \$6/ft (\$40 set up fee; \$10 permit fee)
Appeal Fee Regarding Issuance or Denial of Curb Cut/Driveway Approach Construction Permit	\$250
Street Paving, Surfacing, Resurfacing, Repairing, Sealing or Resealing Permit	\$ 30.00/Yearly
Appeal Fee Regarding Issuance or Denial of Street Paving, Resurfacing, etc. Permit	\$250

GRADING PERMIT FEES

5 acres or less	\$ 500
More than 5 acres	\$1,000

ZONING FEES

Comprehensive Plan Amendment	\$500
Zoning Map Amendment (rezoning)	\$500
Zoning Text Amendment	\$500
Zoning Verification Letter	\$50
Subdivision Text Amendment	\$500

Conditional Use Permit (1 acre or less)	\$300
Conditional Use Permit (more than 1 acre)	\$500
Conditional Use Permit Amendment	\$200
Flood Plain Development Permit	\$500
Administrative Plat – Lot Split, Lot Consolidation or Boundary Adjustment	\$750+ additional fee of \$250 for review of revised drawings
Preliminary Platting	\$1,000 +additional fee of \$250 for review of revised drawings
Final Platting	\$1000+additional fee of \$250 for review of revised drawings
Revised Preliminary Plat	\$500+additional fee of \$250 for review of revised drawings
Replat	\$1500 +additional fee of \$250 for review of revised drawings
Preliminary P.U.D. (includes rezoning fee)	\$1000 +additional fee of \$250 for review of revised drawings
Final P.U.D.	\$500+additional fee of \$250 for review of revised drawings
Vacation of Plat and Right of Way Vacation	\$150
Variance, Appeals, Map Interpretation (B.O.A.)	\$250
Watershed Fees – the following fees apply to only new developments or significant redevelopments as specified in a subdivision agreement: (fees are remitted to Papillion Creek Watershed Partnership)	
Single Family Residential Development (up to 4-plex)	\$750 per dwelling unit
High-Density Multi-Family Residential Development	\$3,300 per gross acre*
Commercial/Industrial Development	\$4,000 per gross acre*
	*Computed to the nearest .01 acre.

OCCUPATION TAXES

<u>Publication fees</u>	<u>\$10</u>
Class A Liquor License Holder	\$200
Class B Liquor License Holder	\$200
Class C Liquor License Holder	\$600
Class D Liquor License Holder	\$400
Class I Liquor License Holder	\$500
<u>Class L Liquor License Holder</u>	<u>\$500</u>
Class W Wholesale Beer License Holder	\$500 1000
Class X Wholesale Liquor License Holder	\$4000 1500
Class Y Farm Winery License Holder	\$500
Class AB Liquor License Holder	\$400
Class AD Liquor License Holder	\$600
Class ADK Liquor License Holder	\$600 800
Class AK Liquor License Holder	\$200 400
Class ABK Liquor License Holder	\$400 600
Class BK Liquor License Holder	\$200 400
Class CK Liquor License Holder	\$600 800
Class DK Liquor License Holder	\$400 600
Class IB Liquor License Holder	\$700
Class IBK Liquor License Holder	\$700 900
Class ID Liquor License Holder	\$900
Class IDK Liquor License Holder	\$900 1100
Class IK Liquor License Holder	\$600 700
Special Designated Permit – Liquor Control	\$ 50/day except non-profits
Transfer of Liquor License from One Location to Another	\$ 25
(These fees are in addition to the State Fee Requirement)	
Amusement Concessions (i.e. Carnivals)	\$ 10/concession/day
(This would include any vendors set up for special functions at the La Vista Sports Complex)	
Auto dealers - new and used - \$250 plus \$.01 per sq. ft. of inside area, and \$.005 per sq. ft. of outside area used for display, sales or storage.	
Auto repair	\$100
Banks, small loan and finance companies	\$250 plus \$75/each detached facility.
Barber shops, beauty salons, tanning & nail salons \$ 75 plus \$10 per operator over one.	

Amended Master Fee Schedule ~~11-12~~12/13 Fiscal Year

Bowling Alleys or Billiard/Pool Halls for Restaurant or Bar if applicable)	\$ 50/year + \$10/table or alley (Additional fee
Car washes machines)	\$100 (includes all vacuum & supply vending
Circus, Menagerie or Stage Show	\$ 50/day
Collecting agents, detective agents or agencies and bail bondsmen	\$ 75
Construction/Tradesmen	\$ 75 and a \$1,000,000 Liability, \$500,000 bodily injury insurance certificate
Convenience stores	\$ 75
Convenience store with car wash machines)	\$120 (Includes all vacuum & supply vending
Dry cleaning or laundry and tailoring	\$ 50
Funeral homes	\$150
Gaming Device Distributors	5% of gross receipts (non-profits exempt)
Games of Chance/Lotteries	5% of gross receipts (non-profits exempt)
Games of Chance/Lottery License Fee	\$ 50/1st location - \$10/ea additional
Gas Companies	5% of gross receipts
Hawkers/Peddlers	\$ 75/day or \$500/year
Home Occupations (not specified elsewhere)	
Home Occupation Permit Application Fee	\$30
Home Occupation 1 and Child Care Home	\$50
Home Occupation Conditional Use Permit – see Zoning Fees	

Hotels/motels – Any hotel or motel in the City shall pay to the City monthly an Occupation Tax equal to 5% of gross receipts from room rentals. Any shops and/or restaurants, which are part of, associated with, or located in or with a hotel or motel facility will be considered a separate business and taxed in accordance with the provisions of this Ordinance and the applicable classifications(s) of the shop and/or restaurant hereunder. The Occupation Taxes with Respect to any banquet and/or ballroom facilities of, or associated with, or located in or with, any such hotel or motel shall be determined in accordance with the square footage schedule above, based on the actual square footage of said facilities.

Movie theatres	\$150/complex and \$75/viewing room
Music, Vending, & Pinball Machines	\$ 20/year/machine +Service Provider Fee of &75.00 for business outside the City that provides machines for local businesses
Nurseries, greenhouses, landscaping businesses, and tree trimmers	\$ 75
Nursing homes, assisted living, hospitals and retirement homes	\$ 5 per bed
Pawnbrokers	\$ 1.00/pawnbroker transaction evidenced by a pawnbroker card or ledger entry per Neb. Rev. Stat. Section 69-204. Minimum of \$30/year

Professional services - engineers, architects, physicians, dentists, chiropractors, osteopaths, accountants, photographers, auctioneers, veterinarians, attorneys, real estate offices and insurance agents or brokers - \$75 plus \$10 per agent or professional over one (1)
Recreation businesses - indoor and outdoor \$100

Restaurants, Bars, and drive-in eating establishments\$ 50 (5 employees or less)
\$100 (more than 5 employees)

Retail, Manufacturing, Wholesale, Warehousing and Other - Any person or entity engaged primarily in a manufacturing, wholesale, and/or warehousing business shall pay an Occupation Tax based on the schedule below and the actual interior or enclosed square footage of facilities in the City used by said person or entity in the conduct of such business; and any person or entity engaged in a business of making retail sales of groceries, clothing, hardware, notions, furniture, home furnishings, services, paint, drugs, or recreational equipment, and any other person or entity engaged in a business for which an Occupation Tax is not specifically provided elsewhere in this Ordinance, shall pay an Occupation Tax based on the schedule below and actual interior or enclosed square footage of facilities in the City used by said person or entity in the conduct of such business; provided, however, that persons or entities that use a basement or one or more additional floors in addition to the main floor (the main floor being the floor with the greatest total square footage) in the conduct of one or more specified businesses of sales at retail shall determine square footage for purposes of the Occupation Tax imposed hereunder based on the square footage of the entire main floor plus one-half (1/2) of the square footage of all such basement and additional floors.

0	999 sq. ft.	\$ 50
1,000	2,999 sq. ft.	\$ 65
3,000	4,999 sq. ft.	\$ 80
5,000	7,999 sq. ft.	\$ 120
8,000	9,999 sq. ft.	\$ 150
10,000	14,999 sq. ft.	\$ 200
15,000	24,999 sq. ft.	\$ 225
25,000	39,999 sq. ft.	\$ 300
40,000	59,999 sq. ft.	\$ 400
60,000	99,999 sq. ft.	\$ 500
100,000	and greater	\$ 750
Schools - trade schools, dance schools, music schools, nursery school or any type of school operated for profit		\$ 50
Service providers, such as persons, firms partnerships or corporations delivering any product, good or service whatsoever in nature within the City		\$ 75
Service stations selling oils, supplies, accessories for service at retail		\$ 75 + \$25.00 for attached car wash
Telephone Companies (includes land lines, wireless, cellular, and mobile)		5% of gross receipts
Telephone Surcharge - 911		\$1.00 per line per month
Tobacco License		\$ 15 (based on State Statute)
Tow Truck Companies		\$ 75
Late Fee (Up to 60 days)		\$ 35
Late Fee (60-90 days)		\$ 75
Late Fee (over 90 days)		Double Occupation tax or \$100, whichever is greater
<u>OTHER FEES</u>		
Barricades		
Deposit Fee(returnable)		\$ 60/barricade
Block Parties/Special Event		\$ 5/barricade per day
Construction Use		\$30 ea. (7 days maximum)
Blasting Permit		\$1,000
Cat License Fee (per cat – limit 2)		\$ 5 each if spayed/neutered \$ 15 each if not spayed/neutered \$ 10 each (delinquent) if spayed/neutered \$ 30 each (delinquent) if not spayed/neutered
Dog License Fee (per dog – limit 2)		\$ 5 each if spayed/neutered \$ 15 each if not spayed/neutered \$ 10 each (delinquent) if spayed/neutered \$ 30 each (delinquent) if not spayed/neutered
Dog/Cat License Handling Fee (in addition to above fees)		\$ 5
Dog or Cat License Replacement if Lost		\$ 1
Dog or Cat Capture and Confinement Fee		\$ 10 + Boarding Costs
Election Filing Fee		1% of Annual Position Salary
Fireworks Sales Permit (Non-Profits)		\$2,500
Handicap Parking Permit Application Fee		\$ Currently Not Charging Per State
Natural Gas Franchisee Rate Filing Fee (For rate changes not associated w/the cost of purchased gas.)		Per Agreement
Open Burning Permit		\$ 10
Parking Ticket Fees		
If paid within 7 days of violation date		\$ 20 (\$5 + \$15 admin fee)
If paid after 7 days of violation date but within 30 days		\$ 25 (\$10 + \$15 admin fee)
If paid after 30 days of violation date		\$ 35 (\$20 + \$15 admin fee)

Pawnbroker Permit Fees:

Initial	\$ 150
Annual Renewal	\$ 100
Pet Store License	\$ 50 (In addition to Occ. License)
Police Officer Application Fee	\$ 20
Public Assembly Permit (requires application and approval)	\$ 00
Returned Check Fee (NSF)	\$ 35
Storage of Explosive Materials Permit	\$ 100
Towing/Impound Fee	\$ 30
Trash Hauling Permit	\$ 25/yr/truck + \$25,000 Performance Bond

PUBLIC RECORDS

Request for Records	\$15.00/Half Hour + Copy Costs* (May be subject to deposit)
Audio Tapes	\$5.00 per tape
Video Tapes or CD/DVD	\$10.00 per tape/CD
*Copy costs shall be established by the Finance Director	

Unified Development Ordinance	\$100
Comprehensive Plan	\$ 50
Zoning Map	\$10 12"x36"
	\$30 36"x120"
Zoning Ordinance w/Map	\$ 30
Subdivision Regulations	\$ 30

Future Land Use Map	\$10 12"x36"
	\$30 36"x120"
Ward Map	\$ 2

Fire Report	\$ 5
Police Report	\$ 5
Police Photos (5x7)	\$ 5/ea. for 1-15
	\$ 3/ea. for additional
Police Photos (8x10)	\$ 10/ea. for 1-15
	\$ 5/ea. for additional
Police Photos (Digital)	\$ 10/ea. CD
Criminal history	\$ 10

FALSE AND NUISANCE ALARMS

Registration Fee for Alarm System (not to include single family or duplexes)	\$25
Renewal Fee for Alarm System (not to include single family or duplexes)	\$25
Late Registration Charge	\$35

False Alarm Fee for any false alarm generated by the registrant's alarm system, a fee in accordance with the following schedule (from 1 January through 31 December of each year) shall be charged:

Number of False/Nuisance Alarms	False/Nuisance Alarm Charge
1	No Charge
2	No Charge
3	\$100.00
4 or more	\$250.00

False Alarm Fee for Alarm Systems without Registration - \$250 per alarm after 1st alarm (not to include single family or duplexes)

RESPONSE TO LARGE HAZARDOUS MATERIALS INCIDENTS

A Dispatch and mobilization charge of \$300 + mileage shall be charged for response to any incident where no action is taken. If services are provided, the following rates shall apply:

Response Vehicles: One-hour minimum charge. All charges will be made to the closest ¼ hour. Mileage will be charged at \$8.00 per mile per vehicle.

Pumper/Tanker Truck	\$500/hour
Weed Truck	\$150/hour
Aerial Ladder Truck	\$750/hour
Utility Vehicle	\$200
Command Vehicle	\$100

Equipment Charges:

Jaws of Life	\$250
Power Saw	\$75
Hydraulic jack/chisels	\$75
Cribbing Blocks	\$10
Winches	\$10
Air Bags	\$50
High Lift Jack	\$20

Supplies: The actual City cost of the supplies plus 25% shall be charged for all supplies including but not limited to safety flares, Class A foam, Class B foam, absorbent pads, absorbent material, salvage covers, and floor dry.

RESCUE SQUAD FEES

BLS Non Emergency Base	\$430
BLS Emergency Base	\$575
ALS Non Emergency Base	\$685
ALS Emergency Level 1	\$715
ALS Emergency Level 2	\$760
Specialty Care (Interfacility)	\$650
Mileage Rural	\$ 14
Rescue Squad Response (without transport)	\$150

LIBRARY FEES

Membership (Non-Resident Family)	6 month	\$ 30	
	1 year	\$ 55	
Fax		\$1.00 up to 5 pages	
Fines			
Books		\$.05/day	
Audio Books		\$ 1.00/day	
Videos/DVDs/CDs		\$ 1.00/day	
Damaged & Lost			
Books		\$ 5 processing fee + actual cost	
Videos /DVDs/CDs		\$ 5 processing fee + actual cost	
Color Copies		\$.50	
Copies		\$.10	
Inter-Library Loan		\$3.00/transaction	
Lamination – 18" Machine		\$42.00 per foot	
Lamination – 40" Machine		\$56.00 per foot	
Computer Lab Guest		\$5.00/session	

RECREATION FEES

Refund Policy (posted at the Community Center)	\$10.00 administrative fee on all approved refunds
Late Registration Fee	\$10.00
Community Center	

	Resident	Non-Resident	Business
<u>Groups</u>			
Facility Rental			
Gym (1/2 Gym)	\$ 35/Hour	\$ 70/Hour	\$ 70/Hour
Gym/Stage (Rental)	\$400/Day	\$800/Day	\$800/Day
Gym/Stage (Deposit)	\$200	\$400	\$400

Amended Master Fee Schedule ~~11.12~~12/13 Fiscal Year

Game Room	\$ 20/Hour	\$ 40/Hour	\$ 40/Hour
Meeting Rooms (Rental)	\$ 10/Hour/Room	\$ 20/Hour/Room	\$ 25/Hour
Meeting Rooms (Deposit)	\$ 50/Room	\$ 50/Room	\$ 50/Room
Kitchen (Rental)	\$ 15/Hour	\$ 25/Hour	\$ 30/Hour
Kitchen (Deposit)	\$ 50/Room	\$ 50/Room	\$ 50/Room
Racquetball Court	\$ 6/Hour	\$ 12/Hour	\$ 12/Hour

Facility Usage

Daily Visit (19 and up)	\$ 3.00	\$ 4.00
Daily Visit (Seniors +55)	\$ -0-	\$ 2.00

Fitness Room (19 and up)

Membership Card	\$25.00/month	
(Exercise Room, Gym, Racquetball/Valleyball Courts)		
(Mon - Fri 8:00 -5:00 pm)	\$3.00	\$ 4.00/Visit
Gym (19 and up)		
(Mon - Fri 8:00 -5:00 pm)	\$3.00	\$ 4.00/Visit

Ind. Weight Training
Classes

\$ 25

Variety of programs as determined by the
Recreation Director

Fees determined by cost of program

Classes

Contractor	City
75%	25%

Contract Instructor Does Registration and Collects Fees

Other Facilities:

	Resident	Non-Resident
Tournament Fees	\$ 30/Team/Tournament	\$ 30/Team/Tournament
	\$ 30/Field/Day	\$ 30/Field/Day
Gate/Admission Fee	10% of Gross	
Model Airplane Flying		
Field Pass	\$30*	\$40*
* includes \$10 club membership 1 – year license		
Field Rentals	\$40/2 hours	Resident and Non-Resident
Park Shelters	\$15/3 hours	\$25/3 hours

Swimming Pool

	Resident	Non-Resident
Youth Daily	\$ 2	\$ 4
Adult Daily	\$ 3	\$ 4
Resident Tag	\$ 2	
Family Season Pass	\$ 100	\$160
Youth Season Pass	\$ 60	\$ 90
Adult Season Pass	\$ 70	\$ 100
30-Day Pass	\$ 50	\$ 80
Season Pass (Day Care)	\$250	\$250
Swim Lessons	\$ 30	\$ 55

Swimming Pool memberships and specials prices shall be established by the Finance

Director

Youth Recreation Programs	Resident	Non-Resident
Coed Softball/Baseball Ages 5-6	\$ 40/50	\$55/65
Coed Softball/Baseball Ages 7-8	\$ 40/50	\$55/65
Softball/Baseball Ages 9-10	\$ 50/60 55/65	\$ 70/80 75/85
Softball/Baseball Ages 11-12	\$ 60/70 65/75	\$ 90/100 95/105
Softball/Baseball Ages 13-14	\$ 75/85 80/90	\$ 95/105 100/110
Softball/Baseball Ages 15-16	\$ 95/105 100/110	\$ 125/135 130/140
Baseball Ages 17-18	\$ 100/110 105/115	\$ 150/160 155/165
Tackle Football	\$ 95/105 105/115	\$ 125/135 135/145
Soccer Ages 8 and above	\$ 60/60 60/70	\$ 60/60 60/70
<u>Fall Baseball clinic</u>	<u>\$15/25</u>	<u>\$20/30</u>
Basketball Clinic	\$ 15/25	\$20/30
Basketball Ages 9-10	\$ 45/55 50/60	\$ 55/65 60/70
Basketball Ages 11-12	\$ 45/55 50/60	\$ 55/65 60/70

Amended Master Fee Schedule ~~11-12~~12/13 Fiscal Year |

Soccer Academy	\$ 30/40	\$50/60
Flag Football	\$ 30/40	\$50/60
Volleyball	\$ 30/40	\$50/60
Cheerleading	\$ 25/35	\$45/55
3 yr. old Soccer Clinic	\$15/25	\$20/30
Uniform Deposit Fee		
Basketball	\$ 40	\$ 40
Tackle Football	\$180	\$180
Baseball Ages 9 - 12	\$ 20	\$ 20
Baseball Ages 13-18	\$ 50	\$ 50
Softball Ages 11-14	\$ 20	\$ 20
Cheerleading	\$ 75	\$ 75
Adult Recreation Programs		
Spring Softball – Single	\$200	\$200
Spring Softball – Double	\$400	\$400
Basketball	\$135	\$135
Volleyball	\$100	\$100
Fall Softball – Single	\$110	\$110
Fall Softball – Double	\$220	\$220
Summer Basketball	\$ 70	\$ 70

Golf Green FeesOctober 1st – February 28th

9-hole Weekdays (adults)	\$ 8.50
9-hole Weekends – Sa - Su (adults)	\$ 10.00
18-hole Weekdays (adults)	\$14.50
18-hole Weekends - Sa - Su (adults)	\$16.00
9-hole Weekdays - M-F (jr/sr)	\$ 6.00
9-hole Weekends - Sa-Su (jr/sr)	\$ 8.00
18-hole Weekdays - M-F (jr/sr)	\$11.00
18-hole Weekends - Sa-Su (jr/sr)	\$13.00
Pull Carts	\$ 2.50
Rental Clubs -	\$ 7.00
Electric Carts – 9-hole	\$6.00
Electric Carts – 18-hole	\$9.00

March 1st – September 30th

9-hole Weekdays (adults)	\$ 10.00
9-hole Weekends – Sa - Su (adults)	\$12.00
18-hole Weekdays (adults)	\$16.00
18-hole Weekends - Sa - Su (adults)	\$18.00
9-hole Weekdays - M-F (jr/sr)	\$ 8.00
9-hole Weekends - Sa-Su (jr/sr)	\$ 8.00 jr/10.00 sr/ jr.
18-hole Weekdays - M-F (jr/sr)	\$13.00
18-hole Weekends - Sa-Su (jr/sr)	\$ 13.00 jr/15.00 sr/ jr.
Pull Carts	\$ 2.50
Rental Clubs	\$ 7.00
Electric Carts – 9-hole	\$ 6.50
Electric Carts – 18-hole	\$ 10.50

Junior – Age 15 & under; Senior – Age 55 & over

Golf concessions, merchandise, specials, league and tournament prices shall be established by the Finance Director.

Annual Passes

(One Full Year from date of purchase)

Adult (16over)	\$400.00
Senior (55 over)	\$300.00
Junior (15 under)	\$300.00
Family	\$750.00

Discount Cards

(Adult Rates)

12 rounds \$100.00

(Jr./Sr. Rates)

12 rounds \$ 80.00

Special Services Van Fees

Trip within city limits (LaVista & Ralston) \$1.00 one way

Trip outside city limits(Determined by distance) \$3.00-\$6.00 one way

Bus pass (each punch is worth \$1.00) \$20.00

Section 2. Sewer Fee Schedule.

§3-103 Municipal Sewer Department: Rates.

- A. Levy of Sewer Service Charges. The following sewer service charges shall be levied against the user of premises, property or structures of every kind, nature and description, which has water service from any supply source and are located within the wastewater service area of the City of La Vista.
- B. Computation of Sewer Service Charges. For the months of December, January, February and March, the monthly charge for residential sewer services will be computed on the actual water used for these months. The monthly charge for residential sewer service in the months of April, May, June, July, August, September, October and November will be computed on the average water usage of the four (4) preceding winter months of December, January, February and March or for such portion of said consumption, whichever is the lesser. At the option of the City of La Vista, water used from private wells shall be either metered or estimated for billing purposes.
- C. Amount of Sewer Service Charges. The total sewer service charge for each sewer service user will be the sum of three (3) charges: (1) customer charge, (2) flow charge, and (3) abnormal charge.
 1. The customer charge is as follows
 - a. For sewer service users classified as Residential, the same being sewer service to a single family dwelling, or a duplex, apartment, or other multi-family dwelling wherein the water consumption for each dwelling is separately supplied, metered and charged for by the Metropolitan Utilities District - ~~\$6-597.02~~ per month.
 - b. For sewer service users classified as Residential-Multi-Family, the same being sewer service to Multi-Family dwellings wherein the water consumption in each dwelling is not separately supplied, metered and charged for by the Metropolitan Utilities District - \$ ~~6-597.02~~ per month plus an amount equal to \$ ~~6-856.31~~ times the total number of units served by the water connection, less one. Late charge of 14% for Multi-Family dwellings.
 - c. For sewer service users classified as General Commercial: Customers who normally use less than 100,000 cubic feet of water per month and who are not Residential users - \$ ~~6-977.52~~ per month. For sewer service users in this category that require manual billing, add \$10.00 for a total of \$~~16-9717.52~~ per month.
 - d. The flow charge for all sewer service users shall be \$ ~~1-89642.0478~~ per hundred cubic feet (ccf).
 - e. If users other than those classified herein are connected to the wastewater collection system, the Customer Charges, the Flow Charges and Other Charges will be determined by the City Council in accordance with rules and regulations of the EPA and the Agreement between the City of La Vista and the City of Omaha.

Section 3. Sewer/Drainage Connection Fee Schedule. A fee shall be paid to the City Treasurer as set forth in this section for each structure or tract to be connected to the sewer system of the

City. No connection permit or building permit shall be issued until the following connection fees have been paid.

Residential	
Single Family Dwelling	\$1,100
Duplex	\$1,100/unit
Multiple Family	\$ 858/unit
Commercial/Industrial	\$5,973/acre of land as platted

The fee for commercial (including industrial) shall be computed on the basis of \$5,973 per acre within each platted lot or tract, irrespective of the number of structures to be constructed thereon.

The applicable fee shall be paid in respect to each lot or building site as a condition of City's issuance of any building or sewer connection permit.

- A. Changes in Use. If the use of a lot changes subsequent to payment of the fee, which different use would require payment of a fee greater than that payable in respect to the use for which the fee was originally paid, the difference in fee shall be paid to the City at time of such change in use.
- B. Existing Structures. Structures for which sewer connection and building permits have been issued, and all permit fees in respect thereto paid, prior to the effective date hereof shall be exempt from the fees herein imposed.
- C. Preconnection Payments. Where preconnection payment charges for a subdivision or portion thereof have been paid to City at time of subdivision of a tract pursuant to agreement between the City and the developer and the sanitary and improvement district, if any, financing improvements of the subdivision, the preconnection payment so made shall be credited by City to the sewer/drainage fees payable at time of connection of the individual properties to the sewer/drainage systems of the City.
- D. Sewer Tap and Inspection and Sewer Service Fees. The fees imposed by Section 3 hereof are in addition to and not in lieu of (1) sewer tap and inspection fees payable pursuant to Section 3-122 of the La Vista Municipal Code and listed herein and (2) sewer service charges imposed by Section 2 hereof.

Section 4. Sewer Inspection Charges Established for Installation. Inspection charges for nonresidential property sewer installation shall be:

Sewer Tap Fee (Inspection Fee)	
Service Line w/inside diameter of 4"	\$400
Service Line w/inside diameter of 6"	\$600
Service Line w/inside diameter of 8"	\$700
Service Line w/inside diameter over 8"	Special permission/set by Council

Section 5. Miscellaneous Sewer Related Fees: Miscellaneous sewer related fees shall be:

Private Sewage Disposal System Const. Permit	\$ 1,500
Appeal Fee Re: Issuance or Denial of Sewer Permits	\$ 1,500

Section 6. Repeal of Ordinance No. ~~1127-1158~~. Ordinance No. ~~1127-1158~~ as originally approved on ~~September 7, 2010~~November 15, 2011, and all ordinances in conflict herewith are hereby repealed.

Section 7. Severability Clause. If any section, subsection, sentence, clause or phrase of this ordinance is, for any reason, held to be unconstitutional or invalid, such unconstitutionality or invalidity shall not affect the validity of the remaining portions of this ordinance. The Mayor and City Council of the City of La Vista hereby declare that it would have passed this ordinance and each section, subsection, clause or phrase thereof, irrespective of the fact that any one or more sections, subsections, sentences, clauses or phrases be declared unconstitutional or invalid.

Section 8. Effective Date. This Ordinance shall take effect from and after its passage, approval and publication in pamphlet form as provided by law; provided, however, that:

(1) Pawnbroker occupation taxes of Section 1 shall be effective April 1, 2003. Pawnbroker occupations taxes shall be payable on a monthly basis no later than the last day of the calendar month immediately following the month in which the subject pawnbroker transactions occur. For

example, the occupation tax on pawnbroker transactions for the month of April 2003 shall be due and payable on or before May 31, 2003.

(2) Pawnbroker permit fees shall be effective January 1, 2004. Annual pawnbroker permit fees shall be due and payable annually on or before January 1. Initial pawnbroker permit fees shall be due and payable on or before the date that the pawnbroker license is issued. Issuance of renewal of pawnbroker permits shall be subject to payment of applicable permit fees.

(3) Rental Inspection Program License fees shall be effective January 1, 2011

(4) The remaining provisions of this Ordinance other than those specified in Sections 8(1), 8(2) and 8(3) shall take effect upon publication.

PASSED AND APPROVED THIS ~~15TH~~____ DAY OF ~~NOVEMBER~~____, ~~2011~~2012.

CITY OF LA VISTA

Douglas Kindig, Mayor

ATTEST:

Pamela A. Buethe, CMC
City Clerk

RESOLUTION NO. _____

A RESOLUTION OF THE MAYOR AND CITY COUNCIL OF THE CITY OF LA VISTA, NEBRASKA, TO INCREASE THE BASE OF RESTRICTED FUNDS AUTHORITY IN THE 2012-13 MUNICIPAL BUDGET BY AN ADDITIONAL ONE PERCENT.

WHEREAS, the Mayor and City Council, after notice and public hearing as required by state statute, approved the 2012-13 municipal budget on September 4, 2012; and

WHEREAS, the unused restricted funds authority was included in the notice of budget hearing; and

WHEREAS, an increase in the base of restricted funds authority by an additional one percent in the 2012-13 municipal budget is allowed following the approval of at least 75% of the governing body.

NOW, THEREFORE BE IT RESOLVED, that the Mayor and City Council of the City of La Vista, Nebraska, do hereby authorize an increase in the base of restricted funds authority in the 2012-13 municipal budget by an additional one percent.

PASSED AND APPROVED THIS 4TH DAY OF SEPTEMBER, 2012.

CITY OF LA VISTA

Douglas Kindig, Mayor

ATTEST:

Pamela A. Buethe, CMC
City Clerk

**CITY OF LA VISTA
MAYOR AND CITY COUNCIL REPORT
SEPTEMBER 4, 2012 AGENDA**

Subject:	Type:	Submitted By:
SETTING THE PROPERTY TAX LEVY	◆ RESOLUTION ORDINANCE RECEIVE/FILE	BRENDA S. GUNN CITY ADMINISTRATOR

SYNOPSIS

A public hearing has been scheduled and a resolution has been prepared to establish the property tax request for FY12/13.

FISCAL IMPACT

The proposed tax levy would be \$0.55 cents per \$100 of valuation.

RECOMMENDATION

Approval.

BACKGROUND

At the City Council budget workshops in July of 2012, Council directed staff to prepare the notice of budget statement based upon a municipal levy of \$0.55 cents per \$100 of valuation. A public hearing on the proposed budget was held August 7, 2012.

The County Assessor has notified the City that the 2012 Taxable Valuation in La Vista is 1,060,374,615 with 12,074,413 of that amount attributable to new growth and annexation.

RESOLUTION NO. _____

A RESOLUTION OF THE MAYOR AND CITY COUNCIL OF THE CITY OF LA VISTA, NEBRASKA ESTABLISHING THE PROPERTY TAX REQUEST FOR FY 12/13.

WHEREAS, Nebraska Revised Statute 77-1601.02 provides that the property tax request for the prior year shall be the property tax request for the current year for purposes of the levy set by the County Board of Equalization unless the Mayor and City Council of the City of La Vista passes by a majority vote a resolution or ordinance setting the tax request at a different amount; and

WHEREAS, a special public hearing was held as required by law to hear and consider comments concerning the property tax request; and

WHEREAS, it is in the best interest of the City of La Vista that the property tax request for the current year be a different amount than the property tax request for the prior year.

NOW, THEREFORE BE IT RESOLVED, by the Mayor and City Council of the City of La Vista, Nebraska, by a majority vote, hereby resolve that:

The FY 12/13 property tax request be set at \$5,832,060.38 which would require a mill levy of \$0.5500.

A copy of this resolution be certified and forwarded to the County Clerk prior to October 13, 2012.

PASSED AND APPROVED THIS 4TH DAY OF SEPTEMBER, 2012.

CITY OF LA VISTA

Douglas Kindig, Mayor

ATTEST:

Pamela A. Buethe, CMC
City Clerk

**CITY OF LA VISTA
MAYOR AND CITY COUNCIL REPORT
SEPTEMBER 4, 2012 AGENDA**

Subject:	Type:	Submitted By:
AMENDING THE COMPENSATION ORDINANCE & SETTING RATES OF AUTO & PHONE ALLOWANCES	◆ RESOLUTION ◆ ORDINANCE RECEIVE/FILE	RITA M. RAMIREZ ASSISTANT CITY ADMINISTRATOR

SYNOPSIS

A resolution has been prepared to authorize monthly auto and mobile phone allowances. An ordinance to amend the compensation ordinance has been prepared to reflect the following items established as part of the FY12 municipal budget:

- A 2 percent Pay for Performance base factor for all City employees not covered by a collective bargaining agreement.
- No adjustment to the salaries of employees covered by the agreement between the City and the La Vista Fraternal Order of Police – negotiations with the group are ongoing.
- Reassignment of Golf Course Superintendent to Assistant to City Administrator
- Such auto allowances and mobile phone allowances as established by the budget or other resolution of the City Council.

FISCAL IMPACT

The FY 12/13 municipal budget includes funding for the proposed amendments.

RECOMMENDATION

Approval and waiver of readings.

BACKGROUND

Each year as part of the budget process recommendations are made regarding wage rates for employees. The Council Policy Statement adopted regarding Pay for Performance (PFP) calls for Council to annually determine an adjustment to the salary ranges (which does not increase employee pay) and establish a base factor, which is a salary increase percentage that employees subject to PFP would be eligible to receive based on their performance. As discussed previously, the FY12 budget was prepared with a 1% adjustment to the salary ranges and a base factor for wage increases of 2%.

The contract with the Fraternal Order of Police will expire on September 30, 2012 and negotiations with this group are ongoing.

Councilmember Sheehan has requested that a study of actual usage be conducted relative to auto and phone allowances. If conducted, it is recommended that the study take place over a one year time period in order to capture a true picture of the usage which will vary during different times of the year.

RESOLUTION NO.

A RESOLUTION OF THE MAYOR AND CITY COUNCIL OF THE CITY OF LA VISTA, NEBRASKA AUTHORIZING MONTHLY VEHICLE AND MOBILE PHONE ALLOWANCES FOR SPECIFIC OFFICERS AND EMPLOYEES OF THE CITY.

WHEREAS, the Mayor and City Council establish by ordinance the compensation for officers and employees of the City of La Vista and said ordinance establishes that the Mayor and Council may additionally fix by resolution such vehicle and other allowances as may from time to time be fixed in the municipal budget; and

WHEREAS, the FY13 municipal budget establishes funds for vehicle and mobile phone allowances for various officers and employees of the City and are recommended by the Finance Director and City Administrator.

NOW, THEREFORE, BE IT RESOLVED, that the Mayor and City Council of La Vista, Nebraska, do hereby authorize the following vehicle and mobile phone allowances:

	Monthly Vehicle Allowance		Monthly Phone Allowance
Tier		Tier	
Tier 1	\$30	Tier 1	\$24
Tier 2	\$60	Tier 2	\$48
Tier 3	\$90	Tier 3	\$72
Tier 4	\$120	Tier 4	\$96
Tier 5	\$150	Tier 5	\$120
Firefighter	\$100		

PASSED AND APPROVED THIS 4TH DAY OF SEPTEMBER, 2012.

CITY OF LA VISTA

ATTEST:

Douglas Kindig, Mayor

Pamela A. Buethe
City Clerk

ORDINANCE NO. 1155

AN ORDINANCE TO FIX THE COMPENSATION OF OFFICERS AND EMPLOYEES OF THE CITY OF LA VISTA; TO PROVIDE FOR THE REPEAL OF ALL PRIOR ORDINANCES IN CONFLICT HERewith; ORDERING THE PUBLICATION OF THE ORDINANCE IN PAMPHLET FORM; AND TO PROVIDE THE EFFECTIVE DATE HEREOF.

BE IT ORDAINED BY THE MAYOR AND CITY COUNCIL OF THE CITY OF LA VISTA, SARPY COUNTY, NEBRASKA:

Section 1. City Council. The compensation of members of the City Council shall, in addition to such vehicle and other allowances as may from time to time be fixed by the Budget or other Resolution of the City Council, be, and the same hereby is, fixed at the sum of \$4,320.00 per year for each of the members of the City Council.

Section 2. Mayor. The compensation of the Mayor shall, in addition to such vehicle and other allowances as may from time to time be fixed by the Budget or other Resolution of the City Council, be, and the same hereby is, fixed at the sum of \$10,800.00 per year.

Section 3. City Administrator. The compensation of the City Administrator shall, in addition to such vehicle and other allowances as may from time to time be fixed by the Budget or other Resolution of the City Council, be established by contractual agreement.

Section 4. Management Exempt Employees. The management exempt employees hereafter named shall, in addition to such vehicle and other allowances as may from time to time be fixed by Resolution of the City Council, receive annualized salaries fixed in accordance with the schedules of Table 200, set forth in Section 22 of this Ordinance, for the following respective wage ranges, and in accordance with such rules as the City Council may by resolution establish:

Position	Range
Asst. City Administrator	215
City Clerk	205
City Engineer/Asst. Public Works Director	210
Community Development Director	210
Finance Director	210
Fire Chief	210
Library Director	205
Police Chief	215
Public Buildings and Grounds Director	200
Public Works Director	215
Recreation Director	205

Section 5. Salaried Exempt Employees. The monthly salary compensation rates of the salaried exempt employees of the City of La Vista shall be, and the same hereby are, fixed in accordance with the schedules of Table 100, set forth in Section 22 of this Ordinance, for the following respective wage ranges, and in accordance with such rules as the City Council may by resolution establish:

Position	Range
<u>Asst. to City Administrator</u>	<u>180</u>
Asst. Golf Superintendent	140
Asst. Recreation Director	175
Chief Building Official	175
Community Relations Coordinator	150
Deputy City Clerk/Office Manager	165
Golf Course Services Manager	165
Golf Course Superintendent	175
Human Resources Generalist	165
Librarian II – Inter-Library Loan/Public Services	160
Librarian III	175
Park Superintendent	180
Planner	175
Police Captain	190
Program Coordinator	160
Street Superintendent	180

Section 6. Hourly Non-Exempt Employees. The hourly compensation rates of the hourly (non-exempt) employees of the City of La Vista shall be, and the same hereby are, fixed in accordance with the schedules of Table 100 and Table 400, set forth in Section 22 of this Ordinance, for the following respective wage ranges, and in accordance with such rules as the City Council may by Resolution establish:

Position	Range
Accountant	145
Accounting Clerk	130
Administrative Assistant	130
Mechanic	140
Building Inspector I	140
Building Inspector II	160
Code Enforcement Officer	130
Executive Assistant	140
Fire Training Officer	165
Foreman – B&G	160
Librarian II – Computer/Reference Services	160
Librarian I	140
Maintenance Worker I	130
Maintenance Worker II	140
Park Foreman	165
Police Sergeant	426
Police Officer	423
Police Data Entry Clerk	120
Public Buildings & Grounds MWI	125
Public Buildings & Grounds MWII	130
Secretary II	125
Secretary/Receptionist	120
Sewer Foreman	165
Street Foreman	165
Shop Foreman	165

Section 7. Part-Time and Temporary Employees. The hourly compensation rates of part-time, seasonal and temporary employees of the City of La Vista shall be, and the same hereby are, fixed in accordance with the schedules of Table 100, set forth in Section 22 of this Ordinance, for the following respective wage ranges, and in accordance with such rules as the City Council may by Resolution establish:

Position	
Assistant Pool Manager	100
Circulation Clerk I	100
<u>Circulation Clerk II</u>	<u>110</u>
Clerical (PW)	100
Custodian	100
Evidence Technician	130
HR Clerical Assistant	115
Intern/Special Projects (CD)	115
Lifeguard	100
Pool Manager	110
Recreation Supervisor	100
Seasonal GC Clubhouse & Grounds	100
Seasonal PW All Divisions 1-5 Years	100
Seasonal PW All Divisions 5+ Years	110
Shop Assistant	100
Special Services Bus Driver	110
Temporary/PT Professional (PW)	160

Part-time employees shall receive no benefits other than salary or such benefits as established in accordance with such rules as have been or may be established by Resolution of the City Council:

Section 8. Pay for Performance. Employees not covered by a collective bargaining agreement or express employment contract shall be subject to the City's Pay for Performance (PFP) compensation system as outlined in Council Policy Statement. PFP salary ranges are set forth in Table 100 and 200 of Section 22 of this Ordinance. The base factor for fiscal year 20132 shall be set at ~~two and one-half~~ percent (21.5%).

Section 9. Certification Incentive Pay for Chief Building Official and Building Inspectors.

Employees of the City in the positions of Chief Building Official and Building Inspector are eligible to receive a one-time only incentive payment of \$1,000 for each certification obtained in an applicable construction field/trade. Such payment must be approved by the City Administrator.

Section 10. Legal Counsel. Compensation of the legal counsel other than special City Prosecutor for the City shall be, and the per diem rates respecting same shall be, at 90% of the standard hourly rate the firm may from time to time charge. Compensation for Special City prosecution shall be as agreed upon at the time of specific employment.

Section 11. Engineers. Compensation of Engineers for the City shall be, and the same hereby is, fixed in accordance with such schedules of hourly and per diem or percentage rates as shall from time to time be approved by Resolution of the City Council. Travel allowances respecting same shall be as may from time to time be fixed by Resolution of such City Council.

Section 12. Longevity Pay for Salaried Full-Time Employees and Hourly Paid Full-Time Employees, Including Police Employees. Employees of the City in the positions set forth in Section 3 and Table 400 of this Ordinance shall receive longevity pay in an amount equal to the following percentage of the hourly rate set forth in Section 3 and Table 400 of this Ordinance, rounded to the nearest whole cent:

<u>Length of Service</u>	<u>Allowance Per Hour</u>
Over 7 Years	2.00% (or .02)
Over 10 Years	2.75% (or .0275)
Over 15 Years	4.00% (or .04)
Over 20 Years	4.50% (or .0450)

Section 13. Health, Dental Life and Long Term Disability Insurance. Subject to the terms, conditions and eligibility requirements of the applicable insurance plan documents and policies, regular full-time employees of the City of La Vista and their families shall be entitled to be enrolled in the group life, health, and dental insurance program maintained by the City. Regular full-time employees shall also be entitled to be enrolled in the long term disability insurance program maintained by the City.

Unless otherwise provided by collective bargaining agreement, or other applicable agreement, the City's employer share shall be ninety (90) percent of the amount of the actual premium and the employee shall pay the ten percent (10%) balance of the actual premium via payroll deduction for employees enrolled in single coverage. The City's employer share shall be eighty percent (80%) of the amount of the actual premium and the employee shall pay the twenty percent (20%) balance of the actual premium via payroll deduction for any employee enrolled in a level of coverage other than single. Those employees electing not to participate in these programs will receive no other form of compensation in lieu of this benefit.

Section 14. Establishment of Shifts. The City may establish duty shifts of such length, and to have such beginning and ending times, and to have such meal and break times, as it may deem appropriate or necessary, respecting employees of the City.

Section 15. Special Provisions.

- A. Employees covered by the "Agreement Between the La Vista Fraternal Order of Police Lodge No. 28 and the City of La Vista, Nebraska, covering the period from October 1, 2009 through September 30, 2012," shall receive compensation and benefits and enjoy working conditions, as described, provided and limited by such Agreement. The terms of such Agreement shall supersede any provisions of this Ordinance inconsistent therewith, and be deemed incorporated herein by this reference.
- B. Holiday Pay shall be compensated as set forth in the Agreement between the La Vista Fraternal Order of Police Lodge No. 28 and the City of La Vista for police officers and as set forth in the Personnel Manual for all other full time employees.
- C. Subject to subsection 15.D. hereof, each full time hourly non-exempt employee of the City shall be entitled to receive overtime pay at the rate of one and one half times the employee's regular rate for each hour worked in excess of forty hours during a work week. If called out at any time other than during regular assigned work hours during the pay period, such employee shall be entitled to compensation at the rate of one and one half times the regular rate for each hour so worked, provided that in no case shall an employee receive less than two hours over time pay for such call out work, and further provided there shall be no pyramiding of hours for purposes of computing overtime. For purposes of this

subsection an employee's "regular rate" shall be the sum of his or her hourly rate specified in Section 6 of this Ordinance and any longevity pay due under this Ordinance.

- D. Police Department employees covered by the "Agreement Between the La Vista Fraternal Order of Police Lodge No. 28 and the City of La Vista, Nebraska," described in subsection 15.A hereof shall, as provided in such Agreement, be paid overtime at one and one half times the employee's hourly rate (including any longevity allowance) for each hour worked in excess of 80 hours during any 14 day work period coinciding with the pay period established by Section 17 of this Ordinance.
- E. All Management Exempt Employees and all Salaried Exempt Employees are considered to be salaried employees and shall not be eligible for overtime pay, holiday pay, or other special pay as provided by this section.
- F. Public Works Employees who are required to wear protective footwear may submit to the City for reimbursement for the cost of work boots in an amount not to exceed \$120.
- G. Public Works Employees may submit to the City for reimbursement for the difference in cost between a Nebraska Driver's License and a "CDL" driver's license within 30 days of obtaining a CDL license when a CDL license is required as a part of the covered employee's job description.
- H. Public Works Employees shall be provided by the City five safety work shirts in each fiscal year at no cost to the employee.
- I. Public Works employees shall be paid overtime at the rate of one and one-half times the employee's hourly rate for all hours worked on the Saturday and Sunday of the annual La Vista Days celebration, except, that if an employee uses any sick leave, vacation leave, personal leave, or comp time during the corresponding pay periods, such leave time shall offset any overtime earned on said Saturday and Sunday.

Section 16. Pay for Unused Sick Leave Upon Retirement or Death. Employees who voluntarily retire after twenty or more years of service with the City and have no pending disciplinary action at the time of their retirement, shall be paid for any unused sick leave. Employees who began their employment with the City after January 1, 2005, or who began their employment prior to this date but elected to waive their eligibility for emergency sick leave, shall be paid for any unused sick leave, if they voluntarily leave City employment and have no pending disciplinary action, according to the following sliding schedule: After 10 years of employment – 100% of sick leave hours accrued over 660 and up to 880; after 15 years of employment – 100% of sick leave hours accrued over 440 hours and up to 880; after 20 years of employment – 100% of sick leave hours accrued up to 880. No other employee shall be paid for any unused sick leave upon termination of employment.

A regular full-time employee's unused sick leave shall also be paid if, after October 1, 1999, the employee sustains an injury which is compensable by the City or the City's insurer under the Nebraska Workers' Compensation Act and such injury causes the death of the employee within two years after the date of injury. Any payment made pursuant to the preceding sentence shall be made to the surviving spouse of the employee; provided, such payment shall be made to the employee's estate if the employee leaves no surviving spouse or if, prior to his or her death, the employee filed with the City Clerk a written designation of his or her estate as beneficiary of such payment.

Section 17. Pay Periods. All employees of the City of La Vista shall be paid on a bi-weekly basis. The pay period will commence at 12:01 a.m. Sunday and will conclude at 11:59 p.m. on the second succeeding Saturday. On the Friday following the conclusion of the pay period, all employees shall be paid for all compensated time that they have been accredited with during the pay period just concluded.

Section 18. Public Works Lunch and Clean-up Times. Lunch period for employees of the Public Works Department shall be one half hour (30 minutes) in duration. Public Works employees shall be granted a 5 minute clean-up period prior to start of lunch period, and shall be granted an additional 5 minutes clean-up period prior to the end of the work day.

Section 19. Sick Leave and Personal Leave. Sick leave and personal leave will be awarded and administered in conjunction with the provisions set forth in the personnel manual and the Agreement between the La Vista Fraternal Order of Police Lodge No. 28 and the City of La Vista, as applicable to the employee in question.

Section 20. Vacation Leave. Upon satisfactory completion of six months continuous service, regular full-time employees and permanent part-time employees shall be entitled to vacation leave. Such vacation shall not be used in installments of less than one hour. Increments of vacation leave of less than four hours must have 48 hours prior approval and can be taken only at the beginning or at the end of the work day.

Section 21. Vacation Entitlement.

- A. All full-time employees whose employment is governed by the Agreement described in Section 15, Paragraph A. of this Ordinance shall earn, accrue and be eligible for vacation as provided in such Agreement.
- B. All other full-time Hourly Non-Exempt Employees shall earn: six (6) days of paid vacation during the first year of continuous full-time employment; eleven (11) days of paid vacation during the second year of continuous full-time employment; and thereafter, eleven (11) days of paid vacation during each subsequent year of continuous full-time employment, plus one (1) additional day of paid vacation for each year of continuous full-time employment in excess of two years. Notwithstanding the foregoing, no employee shall earn more than twenty-three (23) days of paid vacation per employment year.
- C. All Management Exempt Employees, and Salaried Exempt Employees, shall earn ten (10) days paid vacation during the first year of continuous employment, and one (1) additional vacation day for each additional year of continuous employment not to exceed twenty-six (26) days.
- D. All Permanent Part Time Employees working a minimum of twenty (20) hours per week shall earn forty (40) hours of paid vacation time per year after six (6) months of employment. Total paid vacation time earned per year shall not exceed forty (40) hours.
- E. Full Time Exempt and Non-Exempt Employees shall be allowed to accrue unused vacation leave from previous years to a maximum of 220 hours.
- F. Permanent Part Time Employees shall be allowed to accrue unused vacation leave from previous years to a maximum of 110 hours.

Section 22. Wage Tables.

Table 100 Salaried Exempt Employees Hourly Non-Exempt Employees						
Range		Minimum	Maximum	Range		Minimum Maximum
100	Hourly	9.27	12.04	145	Hourly	16.88 21.92
	Monthly	1,607	2,087		Monthly	2,926 3,799
	Annual	19,282	25,043		Annual	35,110 45,594
110	Hourly	11.38	14.78	150	Hourly	17.73 23.03
	Monthly	1,973	2,562		Monthly	3,073 3,992
	Annual	23,670	30,742		Annual	36,878 47,902
115	Hourly	12.24	15.90	160	Hourly	19.45 25.26
	Monthly	2,122	2,756		Monthly	3,371 4,378
	Annual	25,459	33,072		Annual	40,456 52,541
120	Hourly	13.16	17.09	165	Hourly	20.72 26.91
	Monthly	2,281	2,962		Monthly	3,591 4,664
	Annual	27,373	35,547		Annual	43,098 55,973
125	Hourly	14.16	18.39	175	Hourly	24.42 31.71
	Monthly	2,454	3,188		Monthly	4,233 5,496
	Annual	29,453	38,251		Annual	50,794 65,957
130	Hourly	14.65	19.02	180	Hourly	27.06 35.15
	Monthly	2,539	3,297		Monthly	4,690 6,093
	Annual	30,472	39,562		Annual	56,285 73,112
140	Hourly	16.03	20.81	190	Hourly	33.44 43.44
	Monthly	2,779	3,607		Monthly	5,796 7,530
	Annual	33,342	43,285		Annual	69,555 90,355

Table 200 Management Exempt Employees			
Range		Minimum	Maximum
200	Hourly	34.21	43.65
	Monthly	5,930	7,566
	Annual	71,157	90,792
205	Hourly	35.53	45.35
	Monthly	6,159	7,861
	Annual	73,902	94,328
210	Hourly	37.81	48.14
	Monthly	6,554	8,344
	Annual	78,645	100,131
215	Hourly	41.14	52.50
	Monthly	7,131	9,100
	Annual	85,571	109,200

Table 400							
Classification: FOP Collective Bargaining							
Hourly Non-Exempt							
Range		A	B	C	D	E	F
426	Hrly				32.03	33.35	35.47
					5,552	5,781	6,148
					66,622	69,368	73,778
423	Hrly	21.01	22.41	24.63	26.07	28.45	29.93
		3,642	3,884	4,269	4,519	4,931	5,188
		43,701	46,613	51,230	54,226	59,176	62,254

Section 23. Repeal of Ordinance No. 115529. Ordinance No. 115529 originally passed and approved on the 67th day of September 20110 is hereby repealed.

Section 24. Effective Date. This Ordinance shall take effect after its passage, approval and publication as provided by law.

Section 25. This Ordinance shall be published in pamphlet form and take effect as provided by law.

PASSED AND APPROVED THIS 46TH DAY OF SEPTEMBER 20124.

CITY OF LA VISTA

Douglas Kindig, Mayor

ATTEST:

Pamela A. BuetheMandy Garrod
Deputy City Clerk

**CITY OF LA VISTA
MAYOR AND CITY COUNCIL REPORT
SEPTEMBER 4, 2012 AGENDA**

Subject:	Type:	Submitted By:
APPROVAL - COPIER LEASE	◆ RESOLUTION ORDINANCE RECEIVE/FILE	MANDY GARROD OFFICE MGR/DEPUTY CITY CLERK

SYNOPSIS

A resolution has been prepared for approval of a lease agreement between the City of La Vista and LEAF Capital Funding for copy/prINTER machines in an amount not to exceed \$40,950.00 over 63 months.

FISCAL IMPACT

The FY 12/13 General Fund Budget provides funding for this proposed lease agreement.

RECOMMENDATION

Approval.

BACKGROUND

Several of the city's current copier/prINTER machines have leases that expire in October 2012. We received quotes from four area vendors including the current vendor. Bishop Business Equipment is able to provide machines at a significantly lower rate which will replace 6 of the city's machines. Bishop will provide service and training for these machines as well.

In future fiscal years, funds will need to be budgeted for the remaining lease payments. These new lease agreements will cover 6 machines across the City and save \$624.00 a month or \$39,312.00 over 63 months.

RESOLUTION NO. _____

A RESOLUTION OF THE MAYOR AND CITY COUNCIL OF THE CITY OF LA VISTA, NEBRASKA AUTHORIZING THE LEASE OF COPIERS FOR USE IN THE CITY HALL, LIBRARY, RECREATION DEPARTMENT, POLICE DEPARTMENT AND PUBLIC WORKS DEPARTMENT FROM LEAF CAPITAL FUNDING IN AN AMOUNT NOT TO EXCEED \$40,950.00 OVER 63 MONTHS.

WHEREAS, the City Council has deemed that a need exists to replace current leased copy machines; and

WHEREAS, the City did appropriate funds in the FY12/13 General Fund budget for said leases; and

WHEREAS the Office Manager/Deputy City Clerk has obtained suitable financing for this lease through LEAF Capital Funding; and

WHEREAS, Subsection (C) (9) of Section 31.23 of the La Vista Municipal Code requires that the City Administrator secure Council approval prior to authorizing any purchase over \$5,000.00.

NOW, THEREFORE, BE IT RESOLVED, that the City Council of La Vista, Nebraska, does hereby authorize the lease agreement for copiers for use in the City Hall, Library, Recreation Department, Police Department and Public Works Department amount not to exceed \$40,950.00 over 63 months and in form and content satisfactory to the City Administrator.

PASSED AND APPROVED THIS 4TH DAY OF SEPTEMBER, 2012.

CITY OF LA VISTA

Douglas Kindig, Mayor

ATTEST:

Pamela A. Buethe, CMC
City Clerk

**CITY OF LA VISTA
MAYOR AND CITY COUNCIL REPORT
SEPTEMBER 4, 2012 AGENDA**

Subject:	Type:	Submitted By:
INTERLOCAL COOPERATION AGREEMENT —LEAGUE ASSOCIATION OF RISK MANAGEMENT (LARM)	◆ RESOLUTION ORDINANCE RECEIVE/FILE	PAM BUETHE CITY CLERK

SYNOPSIS

A resolution has been prepared to establish that La Vista will continue its participation in the League Association of Risk Management (LARM) for the next year and will agree to provide 180 days notice should it intend to end participation.

FISCAL IMPACT

The City's participation in LARM has allowed stabilization of property and casualty insurance rates as well as worker's compensation insurance rates. Establishment of a one-year commitment will also provide a 2% discount to La Vista on its current year premiums.

RECOMMENDATION

Approval.

BACKGROUND

The City has been a member of LARM, an insurance pool established under the Intergovernmental Risk Management Act, since 1995.

La Vista is currently participating in a study to ensure we are getting the best services and premiums in comparison to the insurance industry in general.

The City's current commitment is through September 30, 2014.

RESOLUTION NO. _____

A RESOLUTION OF THE MAYOR AND CITY COUNCIL OF THE CITY OF LA VISTA, NEBRASKA RELATING TO THE TERM OF PARTICIPATION IN THE LEAGUE ASSOCIATION OF RISK MANAGEMENT.

WHEREAS the City of La Vista is a member of the League Association of Risk Management (LARM); and

WHEREAS, section 8.10 of the Interlocal Agreement for the Establishment and Operation of the League Association of Risk Management provides that a member may voluntarily terminate its participation in LARM by written notice of termination given to LARM and the Director of Insurance at least 90 days prior to the desired termination given to and that members may agree to extend the required termination notice beyond 90 days in order to realize reduced excess coverage costs, stability of contribution rates, and efficiency in operation of LARM; and

WHEREAS, the Board of Directors of LARM has adopted a plan to provide contribution credits in consideration of certain agreements by members of LARM; and

WHEREAS, the Mayor and City Council have determined that it is in the best financial interest of the City to continue the agreement and establish notice of termination terms in order to receive participation discounts.

NOW THEREFORE, BE IT RESOLVED that the Mayor and City Council of the City of La Vista, Nebraska, in consideration of the contribution credits provided under the LARM Board's plan, agrees to provide written notice of termination at least 180 days prior to the desired termination date, and hereby authorize the Mayor to execute the necessary agreements to implement the action authorized herein.

PASSED AND APPROVED THIS 4TH DAY OF SEPTEMBER 2012.

CITY OF LA VISTA

Douglas Kindig, Mayor

ATTEST:

Pamela A. Buethe, CMC
City Clerk