



3rd Qtr. Report July 2020 - Sept. 2020

BUILDING PERMIT VALUATIONS					
Community	July 2020	Aug. 2020	Sept. 2020	3rd Qtr. 2020	3rd Qtr. 2019
Sarpy County	\$ 5,803,446	\$ 6,663,095	\$ 12,040,953	\$ 24,507,494	\$ 30,900,565
Bellevue	\$ 6,660,744	\$ 13,843,216	\$ 10,557,710	\$ 31,061,670	\$ 56,768,338
Papillion	\$ 27,767,573	\$ 31,992,124	\$ 20,222,888	\$ 79,982,585	\$ 704,057,757
La Vista	\$ 124,041	\$ 9,397,804	\$ 7,829,693	\$ 17,351,538	\$ 10,539,780
Gretna	\$ 6,878,848	\$ 5,381,113	\$ 3,407,886	\$ 15,667,847	\$ 11,367,583
Springfield	\$ 421,014	\$ 1,354,167	\$ 992,739	\$ 2,767,920	\$ 2,207,427
TOTAL	\$ 47,655,666	\$ 68,631,519	\$ 55,051,869	\$ 171,339,054	\$ 815,841,450

NEW BUSINESS / INDUSTRIAL / OFFICE PARK SUBDIVISIONS PLATTED			
Subdivision Name		Location	Lots
Springfield Elementary	Main Street	Springfield	1
Willa	NE Corner of Hwy 50 & Hwy 370	Papillion	2
Watson Replat III	36th & Cornhusker Road	Bellevue	1
		TOTAL	4

SINGLE FAMILY HOUSING SUBDIVISIONS PLATTED			
Subdivision Name		Location	Lots
Belterra Phase 2	SW Corner of South 114th & Schram Road	Papillion	116
Hidden Hills 2nd Addition	Combs Road and Canyon Road	Bellevue	3
Hillcrest Replat V	1908 E Gregg Road	Bellevue	8
		TOTAL	127

SINGLE FAMILY HOUSING PERMITS ISSUED					
Community	July 2020	Aug. 2020	Sept. 2020	3rd Qtr. 2020	3rd Qtr. 2019
Sarpy County	17	30	28	75	99
Bellevue	24	35	14	73	55
Papillion	48	35	47	130	82
La Vista	0	0	0	0	1
Gretna	13	13	11	37	31
Springfield	1	5	3	9	6
TOTAL	103	118	103	324	274

MULTI-FAMILY HOUSING PERMITS ISSUED (# OF UNITS)					
Community	July 2020	Aug. 2020	Sept. 2020	3rd Qtr. 2020	3rd Qtr. 2019
Sarpy County	0	0	0	0	0
Bellevue	0	0	0	0	0
Papillion	0	42	0	42	260
La Vista	0	0	60	60	36
Gretna	0	0	0	0	0
Springfield	0	0	0	0	0
TOTAL	0	42	60	102	296

SARPY COUNTY LABOR FORCE STATISTICS				
Month	Labor Force	Employment	Unemployment	Rate
July 2020	99,840	95,069	4,771	4.8%
Aug. 2020	97,990	94,426	3,564	3.6%
Sept. 2020	95,323	92,409	2,914	3.1%
July 2019	99,343	96,307	3,036	3.1%
Aug. 2019	98,458	95,577	2,881	2.9%
Sept. 2019	97,157	94,456	2,701	2.8%

BUILDING PERMIT VALUATIONS						
Community	Year	1st Qtr.	2nd Qtr.	3rd Qtr.	4th Qtr.	YTD
Sarpy County	2020	\$ 12,895,403	\$ 18,971,973	\$ 24,507,494		\$ 56,374,870
	2019	\$ 23,678,366	\$ 38,748,808	\$ 30,900,565		\$ 93,327,739
Bellevue	2020	\$ 41,944,130	\$ 30,551,153	\$ 31,061,670		\$ 103,556,953
	2019	\$ 18,351,453	\$ 44,755,840	\$ 56,768,338		\$ 119,875,631
Papillion	2020	\$ 113,217,898	\$ 45,624,533	\$ 79,982,585		\$ 238,825,016
	2019	\$ 41,526,867	\$ 76,074,927	\$ 704,057,757		\$ 821,659,551
La Vista	2020	\$ 14,106,362	\$ 7,224,734	\$ 17,351,538		\$ 38,682,634
	2019	\$ 4,547,303	\$ 15,696,049	\$ 10,539,780		\$ 30,783,132
Gretna	2020	\$ 18,101,527	\$ 23,365,500	\$ 15,667,847		\$ 57,134,874
	2019	\$ 16,910,464	\$ 11,936,296	\$ 11,367,583		\$ 40,214,343
Springfield	2020	\$ 1,332,075	\$ 3,299,988	\$ 2,767,920		\$ 7,399,983
	2019	\$ 1,522,428	\$ 879,656	\$ 2,207,427		\$ 4,609,511
TOTALS	2020	\$ 201,597,395	\$ 129,037,881	\$ 171,339,054	\$ -	\$ 501,974,330
	2019	\$ 106,536,881	\$ 188,091,576	\$ 815,841,450	\$ -	\$ 1,110,469,907

SINGLE FAMILY HOUSING PERMITS ISSUED						
Community	Year	1st Qtr.	2nd Qtr.	3rd Qtr.	4th Qtr.	YTD
Sarpy County	2020	66	76	75		217
	2019	77	115	99		291
Bellevue	2020	52	49	73		174
	2019	26	46	55		127
Papillion	2020	75	80	130		285
	2019	44	54	82		180
La Vista	2020	5	0	0		5
	2019	0	0	1		1
Gretna	2020	35	38	37		110
	2019	21	15	31		67
Springfield	2020	4	7	9		20
	2019	5	3	6		14
TOTALS	2020	237	250	324		811
	2019	173	233	274		680

MULTI-FAMILY HOUSING PERMITS ISSUED (# OF UNITS)						
Community	Year	1st Qtr.	2nd Qtr.	3rd Qtr.	4th Qtr.	YTD
Sarpy County	2020	0	0	0		0
	2019	0	0	0		0
Bellevue	2020	2	2	0		4
	2019	0	204	0		204
Papillion	2020	44	8	42		94
	2019	0	36	260		296
La Vista	2020	72	0	60		132
	2019	0	60	26		86
Gretna	2020	36	0	0		36
	2019	0	0	0		0
Springfield	2020	0	0	0		0
	2019	0	0	0		0
TOTALS	2020	154	10	102		266
	2019	0	300	286		586

SINGLE FAMILY HOUSING SUBDIVISONS PLATTED (# OF LOTS)						
Community	Year	1st Qtr.	2nd Qtr.	3rd Qtr.	4th Qtr.	YTD
Sarpy County	2020	43	0	0		43
	2019	0	0	59		59
Bellevue	2020	0	0	11		11
	2019	0	121	0		121
Papillion	2020	337	96	116		549
	2019	30	287	112		429
La Vista	2020	0	0	0		0
	2019	0	0	0		0
Gretna	2020	0	143	0		143
	2019	0	0	0		0
Springfield	2020	0	0	0		0
	2019	0	0	0		0
TOTALS	2020	380	239	127		746
	2019	30	408	171		609

MAJOR VALUATION PROJECTS - 3rd Qtr. 2020

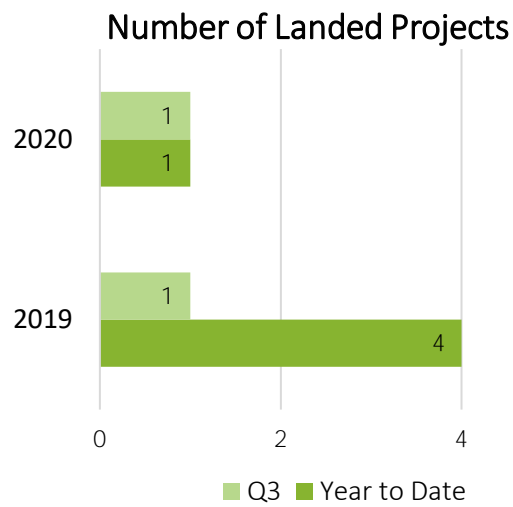
(Over \$75,000)

Project	Address/Location	Community	Valuation	Square Footage
Commercial Central Utility Plant (gCUB) Extension	14865 Gold Coast Road	Papillion	\$10,000,000	0
Echo Hills Assisted Living	14509 Echo Hills Drive	La Vista	\$8,250,000	80,400
Love's Travel Shop & Tire Shop	14375 Cornhusker Road	Papillion	\$7,000,000	0
Carriage Hill Elementary (addition)	400 Cedardale Road	Papillion	\$6,050,000	0
Murphy's Tractor	9751 South 148th Street	Sarpy	\$4,300,800	35,331
Gretna Fire Station	21825 Capehart Road	Gretna	\$3,549,163	30,992
Baxter Subaru (remodel)	7010 South 124th Street	La Vista	\$2,300,000	3,903
Kelley Engineering Equipment	22010 Fowler Drive	Gretna	\$1,822,658	16,589
Commercial Warehouse	11608 Valley Ridge Drive	Papillion	\$1,500,000	48,125
Single Store office	10352 South 71st Terrace	Papillion	\$1,173,787	0
Commercial Warehouse remodel	11650 South 154th Street	Papillion	\$1,133,275	0
Pella Windows	9845 South 142nd Street	Papillion	\$1,123,000	43,004
Shell Building	10960 Harry Watanabe Parkway	La Vista	\$897,000	16,200
St. Mary's Catholic Church	2302 Crawford Street	Bellevue	\$800,000	0
Omaha Public Schools Phase II	1001 Fort Crook Road	Bellevue	\$500,000	11,282
Gretna Community Museum	410 West Angus Street	Gretna	\$416,641	4,064
Southern Glazer's Wine & Spirits	13855 Cornhusker Road	Papillion	\$343,446	0
St. Columbkille Social Hall (remodel)	200 East 6th Street	Papillion	\$300,000	0
Starbucks	8351 Bartmettler Drive	La Vista	\$275,000	2,048
Ramen	7902 Towne Center Parkway	Papillion	\$252,000	0
Honest Chiropractic	16918 Morgan Ave., Suite 6	Sarpy	\$236,114	1,449
Bellevue University	1000 Galvin Road	Bellevue	\$220,000	72,483
Haven 150	123662 South 150th Street	Papillion	\$200,000	0
All-Brite Glass & Screen addition	601 West Mission Ave.	Bellevue	\$162,550	896
MultiCare Medical	701 Pinnacle Drive, Suite 101	Papillion	\$125,000	0
Vala's Pumpkin Patch bridge	12102 South 108 Street	Sarpy	\$100,000	0
Advanced Auto Parts	1220 North Washington Street	Papillion	\$82,264	0

GOAL

Create, grow and recruit businesses, jobs and investment in Sarpy County

Landed Projects



Capital Investment - Q3

\$12,000,000

YTD: \$12,000,000

Total Jobs - Q3

0

0 New Jobs | 0 Retained Jobs

YTD: 0 New Jobs | 0 Retained Jobs

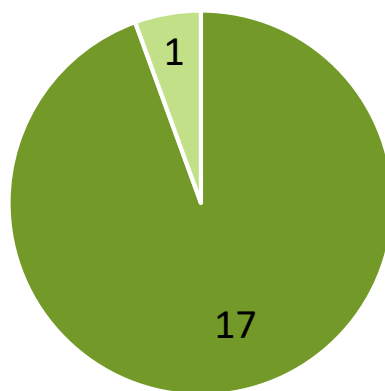


Project Pipeline

18 Opportunities - Q3

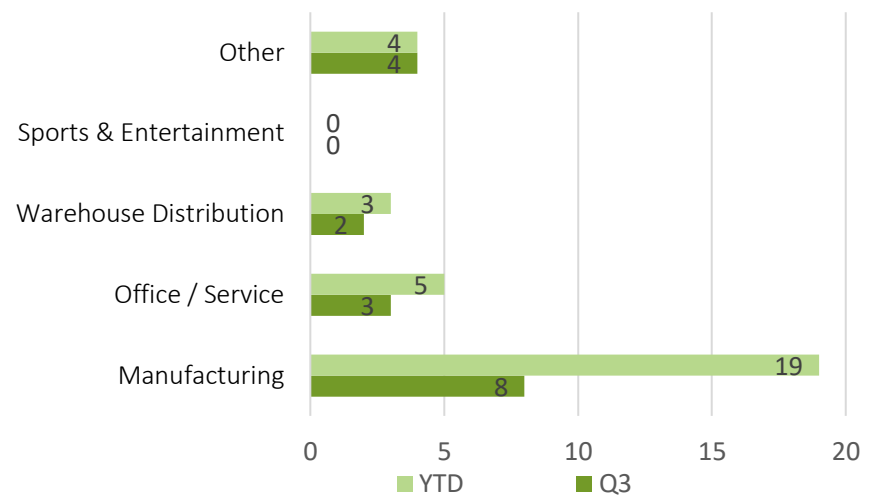
17 New to Market | 1 Existing Business

YTD: 31 New to Market | 3 Existing Business



■ New to Market / Start Up
■ Retention / Expansion

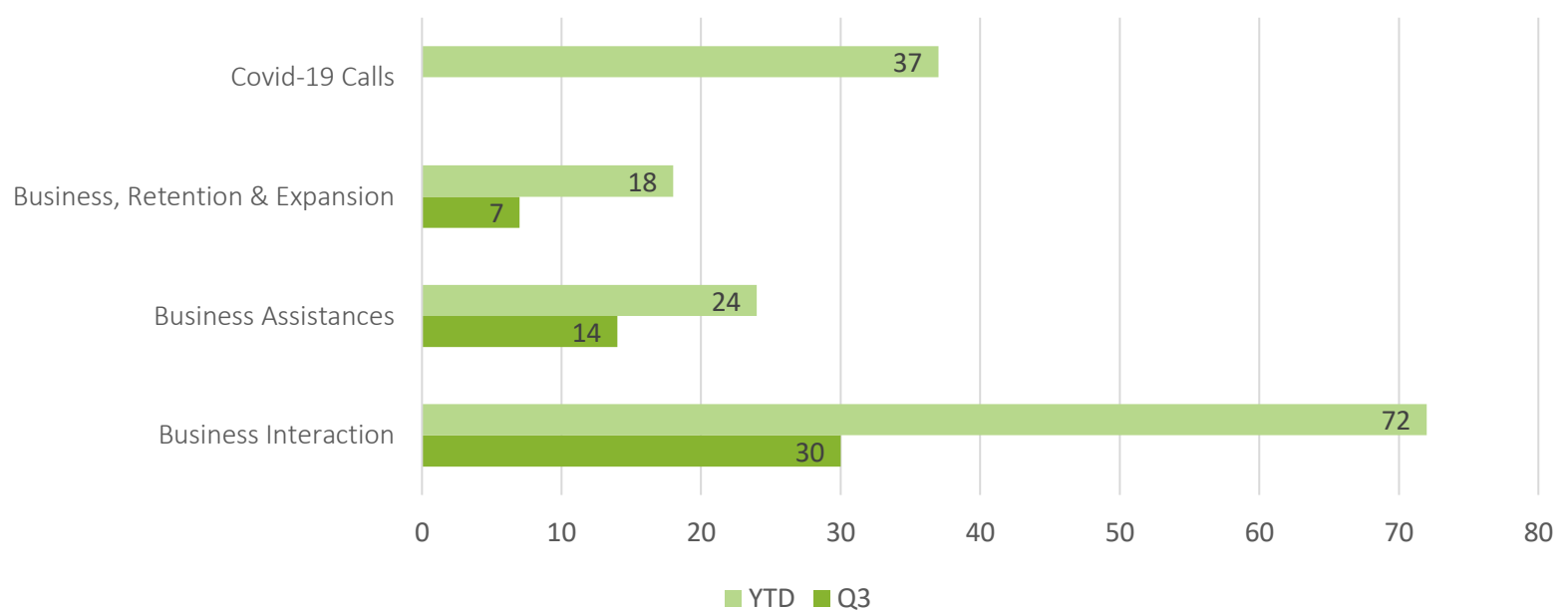
New to Market Project Type



1 Prospect Visit - Q3

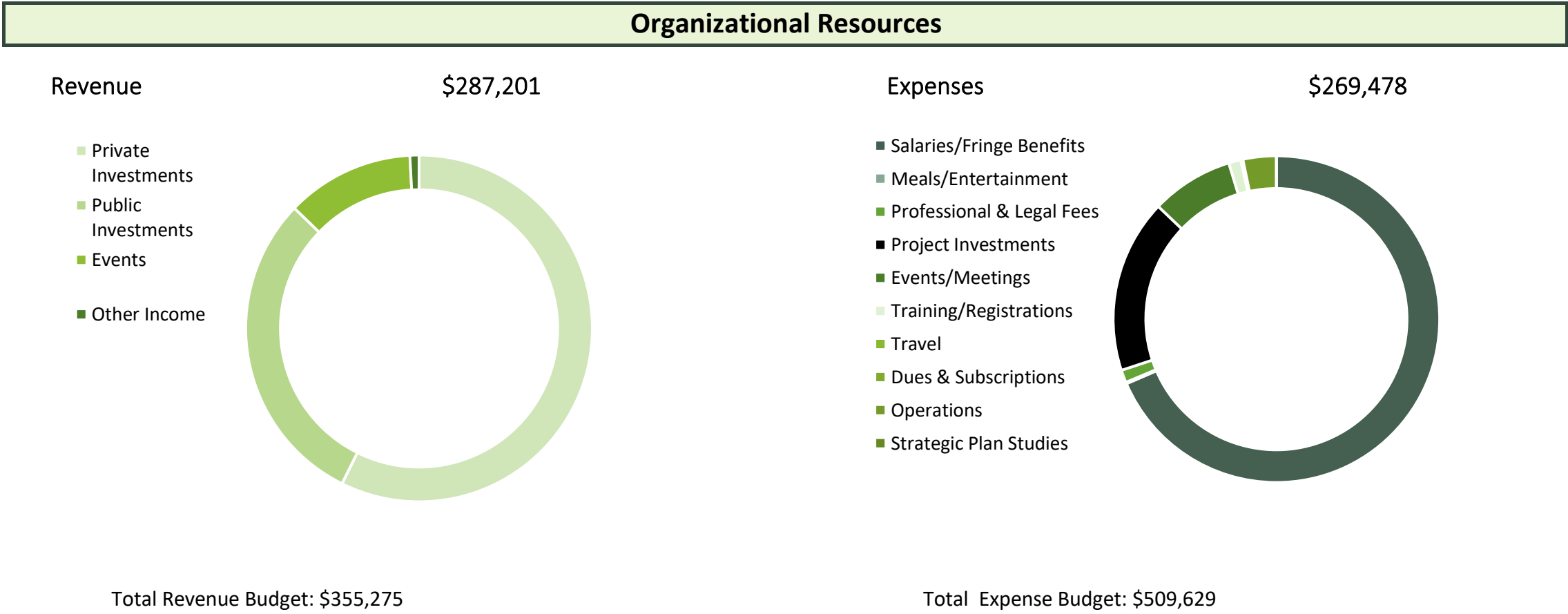
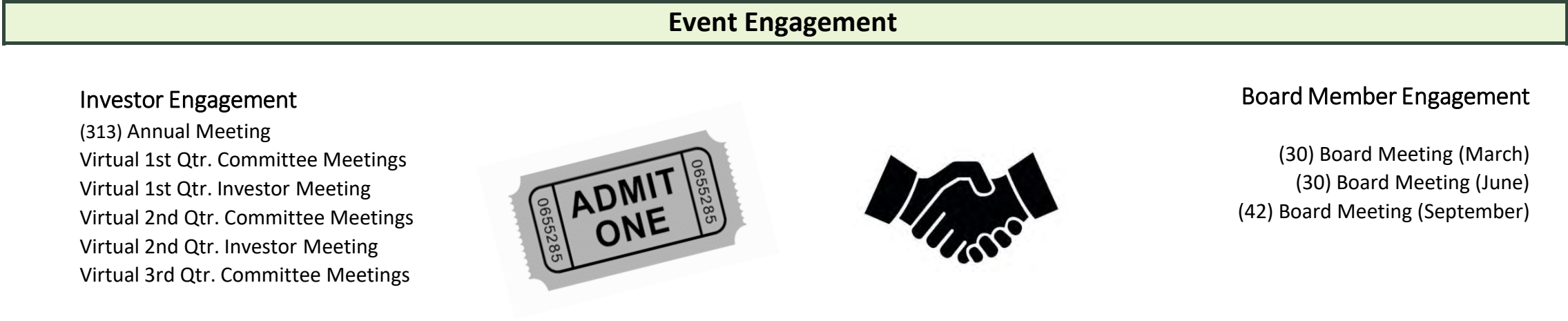
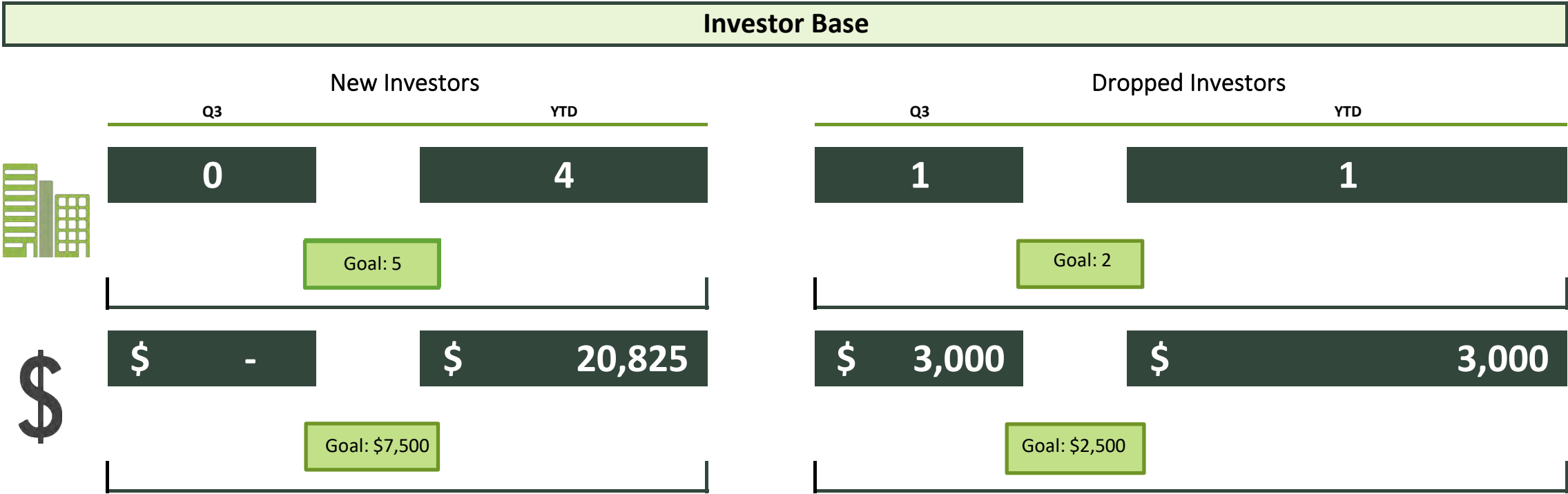
YTD: 4

Business Interactions



GOAL

Deliver relevant and high quality member programs, events, services and information



Strategic Meetings		
	Q3	YTD
Speaking Engagements	0	2
Community Interactions	3	18
Site Investigation & Project Meetings	11	30
Investor Relation Meetings	2	17